



canola²⁰¹⁶
PERFORMANCE TRIALS

**INFORMED
SEEDING
DECISIONS.**

2016

Small Plot and Field Scale Data

This version has been revised to include both small plot and field scale data.

For more information visit www.canolaperformancetrials.ca

Brought to you by:



THE NEXT GENERATION IN VARIETY EVALUATION.

Canola Performance Trials (CPT) represent the next generation in variety evaluation for Western Canadian canola growers. The trials provide:

- Relevant, unbiased and timely performance data that reflects actual production practices.
- Comparative data on leading varieties and newly introduced varieties.

The CPT system includes both small plot and large field scale trials. Results in this booklet are based on 13 small plot trials and 50 standard field scale trials across the Prairies. Further information and variety evaluation tools are available online at www.canolaperformancetrials.ca.

Field scale comparisons add extra perspective for assessing consistency in variety performance. Comparisons are based on harvested strips of 0.5 to 1.5 acres each. Field scale data is not necessarily replicated in all cases, but the data has been audited to make sure it complies with CPT protocols.

The CPT technical committee established protocols and developed research plot designs to ensure that the data is representative. Performance objectives were established to provide guidelines on timely field operations and data collection. All sites are inspected to verify these guidelines were followed to allow a fair comparison among the varieties tested.

Site distribution is based on seeded acres in Manitoba, Saskatchewan, Alberta and British Columbia.

The small plot system ensures that:

- All varieties are treated with appropriate commercially associated herbicides and seed treatments.
- An independent third party representative inspects all trials.
- Varieties are in blocks based on maturity. That way, harvest occurs at the appropriate time to minimize harvest losses due to maturity differences.

Audits of field scale projects give growers the confidence that the protocol was conducted in a scientifically sound manner and that comparisons are appropriate. Qualified professionals with extensive background in conducting field scale research trials perform the audits.

This booklet is one of several sources of information to consider in making the best decisions for your farm.



CPT PROGRAM

The three Prairie canola grower groups – Alberta Canola Producers Commission, the Saskatchewan Canola Development Commission (SaskCanola) and the Manitoba Canola Growers Association – fund the program. The provincial oilseed specialists and industry scientists provide expertise. The Canola Council of Canada delivers the program.

The B.C. Grain Producers Association is conducting trials in the Peace region as its means of participation.

Haplotech (led by Dr. Rale Gjuric) coordinates the trials under the guidance of a governance committee that oversees approval of varieties, protocol design, data collection, analysis and reporting, and financial management. Governance committee members include representatives from the provincial grower groups including B.C.; provincial oilseed specialists from Manitoba, Saskatchewan and Alberta; three commercial Canadian Seed Trade Association representatives; and the Canola Council of Canada (CCC). The CCC delivers the program on their behalf. The CCC agronomy specialists provide guidance and assist with quality assurance.

Commercial canola varieties tested in small plot trials are from Bayer CropScience, BrettYoung Seeds, CANTERRA SEEDS, Cargill, DL Seeds, DuPont Pioneer, Monsanto, Proven Seed/CPS and Syngenta.

USING THE TABLES

Results are organized by short, medium and long season zones. CPT uses the Western Canada Canola/Rapeseed Recommending Committee (WCC/RRC) season zones, which are based on typical frost free days, growing degree days and soil type. Grey wooded soils, for example, are in the short season zone. See Table A for specific numbers for each zone.

Table A: Season Zones		
Season	Frost Free Days	Growing Degree Days (Base 5°C)*
Short	75–95	1,100–1,450
Medium	95–115	1,450–1,700
Long	115+	1,700+

*On a base 5°C scale, growing degree days only accumulate on days when highs are above 5°C.

Small plot and field scale data are presented separately in the following tables. For more detailed performance results, growing conditions and production details for specific trial sites, use the online CPT database at www.canolaperformancetrials.ca.

The tables include yield, days to maturity, height and lodging scores for each variety. Lodging scores are between 1 and 5, with 1 being no lodging and 5 being completely lodged.

Gross revenue is based on yield multiplied by \$10.79/bu. This is based on \$475.90 per tonne, the March 2017 futures close on September 30, 2016 and a 50-pound bushel weight. Premiums are included in the calculations for specialty market varieties.

In the tables, varieties are listed numerically and alphabetically, starting with Clearfield (CL) varieties, followed by Liberty Link (LL) and Roundup Ready (RR).

Each zone and small plot location is identified on the map on page 5.

1. To begin, use the map on page 5. Identify your growing season zone and trial locations closest to your farm.
2. To evaluate yield potential, look at all small plot and field scale locations in your growing season zone and the average yield for your zone.
3. Consider other information such as maturity, lodging resistance and cost.
4. Ask your seed dealer for more information on specific varieties.

TOOLS TO HELP YOU MAKE BETTER CHOICES

CV – For coefficient of variation (CV), the lower the CV value, the more reliable the test. For example, if comparing results from two test locations, one with a CV of 4% and the other with a CV of 8%, the test with the CV of 4% can be considered more reliable. There is always variability in research trials. The key is designing and managing experiments so CVs stay within a reasonable range. For the CPT, experience has shown that CVs below 15% indicate good test reliability.

LSD – The least significant difference (LSD at a 5% level of statistical significance) for each dataset indicates whether differences between varieties are statistically meaningful. Varieties should only be considered different in yield performance if the

numerical difference between them is greater than the LSD value. Using the sample table below, if the LSD is 5.0, varieties A and B are not statistically different, B and C are not statistically different, but A and C are statistically different. In the yield graphs for each season zone (see page 7), LSD for each variety group is given on the left.

Variety	Yield (bu./ac.)
A	52
B	54
C	58
LSD	5.0

Small Plot Locations Throughout Western Canada



CANOLA PERFORMANCE TRIALS 2016 RESULTS

Average Results by Season Zone (small plot data)

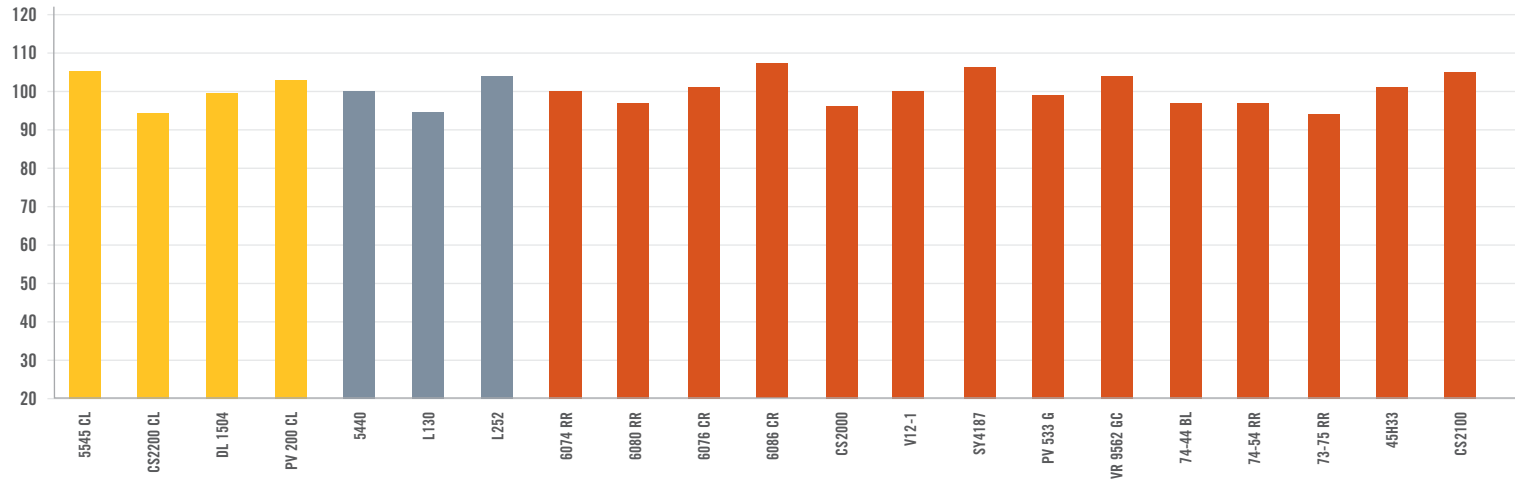
Variety	Long Season Zone (2 trials)					Mid Season Zone (9 trials)					Short Season Zone (2 trials)					Disease* Tolerance	Distributor
	Yield (bu/ac)	Yield (% 5440)	Maturity (days)	Lodging (1-5)	Height (inches)	Yield (bu/ac)	Yield (% 5440)	Maturity (days)	Lodging (1-5)	Height (inches)	Yield (bu/ac)	Yield (% 5440)	Maturity (days)	Lodging (1-5)	Height (inches)		
Clearfield																	
5545 CL	50	105	96	3.0	47	58	99	101	2.6	49	51	100	117	2.8	43	BL	BrettYoung
CS2200 CL	44	95	96	3.0	46	56	93	102	2.0	51	50	97	118	2.8	41	BL	CANTERRA SEEDS
DL 1504*	47	100	97	2.9	48	58	97	102	2.0	52	57	110	118	2.8	40	BL	DL Seeds
PV 200 CL	48	103	97	3.4	45	57	96	101	2.5	50	46	90	116	3.0	42	BL	Proven Seed/CPS
LSD	6					7					5						
Liberty Link																	
5440	47	100	95	1.9	46	60	100	100	1.2	52	51	100	117	2.8	40	BL	Bayer CropScience
L130	45	95	95	2.4	44	59	98	99	1.4	50	48	94	114	2.3	40	BL	Bayer CropScience
L252	49	104	96	2.9	46	65	108	99	1.9	49	53	103	118	2.5	40	BL	Bayer CropScience
LSD	7					10					7						
Roundup Ready																	
6074 RR	47	100	94	2.3	47	58	99	102	2.0	50	56	110	116	2.5	39	BL/S	BrettYoung
6080 RR	46	97	93	2.5	45	59	100	100	1.8	48	50	97	118	1.3	40	BL	BrettYoung
6076 CR	48	101	96	2.6	48	57	95	101	2.2	51	51	99	117	2.3	42	BL/CR/S	BrettYoung
6086 CR	50	107	94	2.3	47	59	99	102	2.3	51	50	98	119	2.5	41	BL/CR	BrettYoung
CS2000	45	96	97	3.9	46	60	99	100	2.5	50	53	103	118	3.5	42	BL/CR	CANTERRA SEEDS
V12-1**	47	100	93	2.5	45	57	96	100	2.3	49	50	98	115	2.3	40	BL	Cargill – VICTORY Hybrid Canola
SY4187	50	106	97	1.8	49	61	102	101	1.8	53	50	96	116	2.3	41	BL/CR	Syngenta
PV 533 G	46	99	91	2.7	46	60	101	98	1.7	48	51	99	115	2.5	40	BL	Proven Seed/CPS
VR 9562 GC	49	104	93	2.7	49	64	106	99	2.0	51	48	94	117	2.3	41	BL/CR	Proven Seed/CPS
74-44 BL	45	97	92	3.2	43	59	100	98	2.1	46	51	99	115	2.5	38	BL	Dekalb
74-54 RR	46	97	96	3.5	47	57	96	98	2.7	47	50	97	118	3.5	37	BL/CR	Dekalb
73-75 RR	44	94	95	3.8	44	60	100	99	2.6	46	48	94	118	2.8	38	BL	Dekalb
45H33	47	101	93	2.5	47	60	101	99	2.1	50	50	97	115	3.0	43	BL/CR	DuPont Pioneer
CS2100	49	105	93	3.3	45											BL	CANTERRA SEEDS
LSD	6					7					6						
Check Mean 5440 (bu/ac)	47					60					51						

*Variety supported for registration by the Western Canadian Canola/Rapeseed Recommending Committee (WCC/RRC). **Indicates varieties with specialty oil profiles and premiums associated with pricing. Visit www.canolaperformancetrials.ca for more details.

*Indicated genetic disease resistance with an "R" or resistant rating to BL = Blackleg, CR = Clubroot and an improved tolerance to sclerotinia "S", as based on variety descriptions submitted to CFIA.

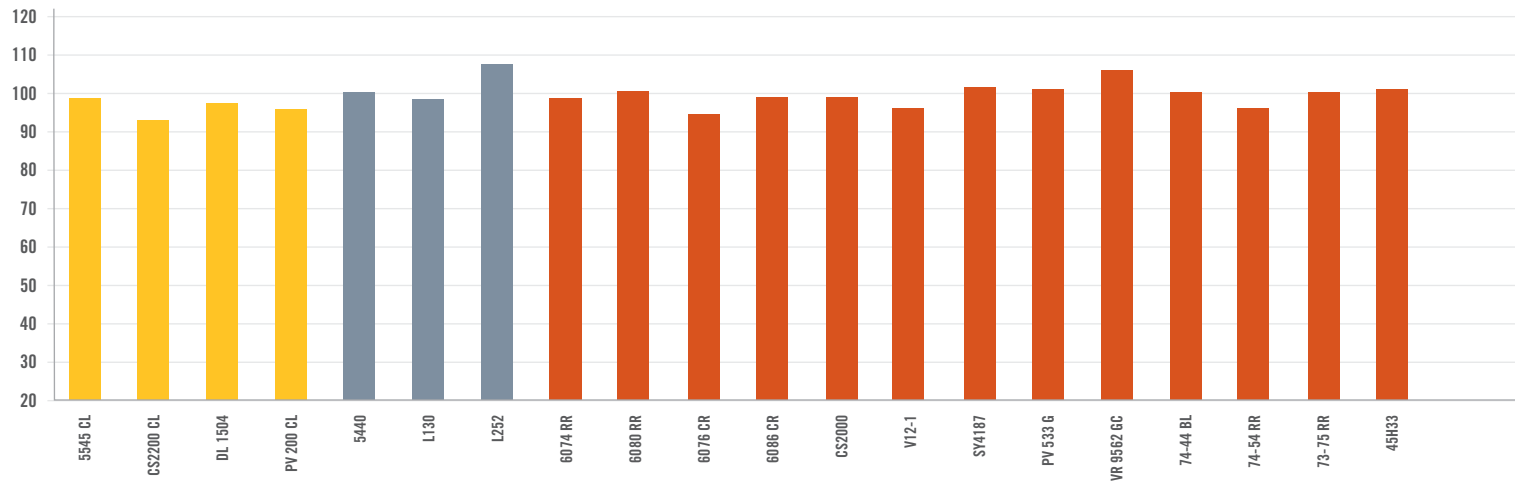
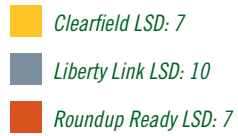
Long Season Yield

as % of 5440 (47 bu/ac)



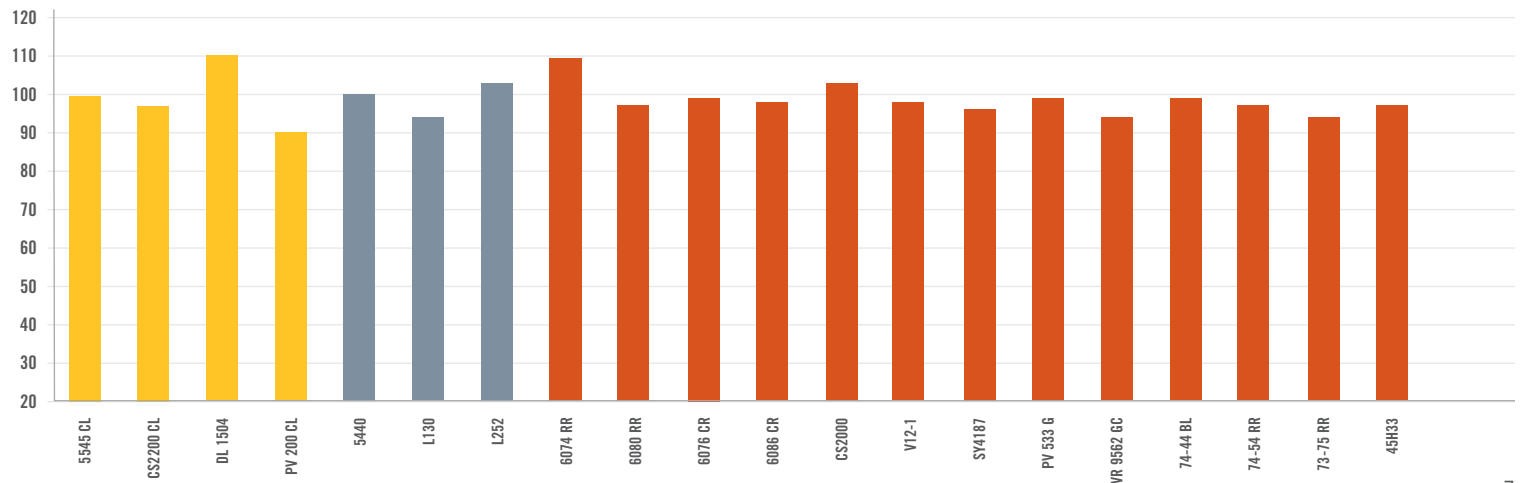
Mid Season Yield

as % of 5440 (60 bu/ac)



Short Season Yield

as % of 5440 (51 bu/ac)



CANOLA PERFORMANCE TRIALS 2016 RESULTS

Long Season Zone: Small plot results by location

Variety	Elm Creek, MB						Melita, MB						Distributor
	Yield (bu/ac)	Yield (% 5440)	Gross Revenue/ac	Days to Maturity	Logging	Height (in.)	Yield (bu/ac)	Yield (% 5440)	Gross Revenue/ac	Days to Maturity	Logging	Height (in.)	
Clearfield													
5545 CL	51	100	\$554	98	2.8	–	48	111	\$521	94	3.3	46.7	BrettYoung
CS2200 CL	42	83	\$457	98	4.0	–	46	106	\$500	95	2.0	46.5	CANTERRA SEEDS
DL 1504*	50	98	\$542	98	3.3	–	44	101	\$475	95	2.5	48.4	DL Seeds
PV 200 CL	45	88	\$488	98	3.8	–	51	118	\$554	95	3.0	44.6	Proven Seed/CPS
LSD	8						4						
Liberty Link													
5440	51	100	\$553	97	2.0	–	43	100	\$470	93	1.8	46.0	Bayer CropScience
L130	48	95	\$524	97	2.8	–	41	94	\$443	92	2.0	43.9	Bayer CropScience
L252	51	100	\$554	98	2.8	–	47	108	\$509	95	3.0	46.0	Bayer CropScience
LSD	6						8						
Roundup Ready													
6074 RR	50	97	\$538	92	2.7	–	45	103	\$486	95	2.0	46.7	BrettYoung
6080 RR	44	87	\$481	92	3.0	–	47	108	\$507	94	2.0	45.0	BrettYoung
6076 CR	49	96	\$531	98	3.0	–	46	106	\$500	95	2.3	48.1	BrettYoung
6086 CR	48	94	\$519	92	2.7	–	53	121	\$569	95	2.0	46.9	BrettYoung
CS2000	46	90	\$500	98	4.0	–	44	101	\$475	95	3.8	46.1	CANTERRA SEEDS
V12-1**	46	89	\$551	91	2.0	–	48	111	\$582	94	3.0	45.2	Cargill – VICTORY Hybrid Canola
SY4187	49	96	\$533	98	1.8	–	51	116	\$548	95	1.8	48.8	Syngenta
PV 533 G	45	89	\$491	91	2.7	–	47	109	\$513	92	2.8	45.8	Proven Seed/CPS
VR 9562 GC	50	98	\$541	92	2.3	–	48	110	\$519	95	3.0	48.5	Proven Seed/CPS
74-44 BL	45	89	\$490	91	3.7	–	46	105	\$494	93	2.8	42.8	Dekalb
74-54 RR	44	85	\$471	98	3.8	–	48	110	\$515	95	3.3	47.1	Dekalb
73-75 RR	43	85	\$469	97	3.8	–	45	103	\$483	94	3.8	44.4	Dekalb
45H33	47	91	\$503	92	2.0	–	48	111	\$521	95	3.0	47.3	DuPont Pioneer
CS2100	50	97	\$536	91	3.7	–	49	113	\$532	94	3.0	44.5	CANTERRA SEEDS
LSD	5						6						
Check Mean 5440 (bu/ac)	51						43						
Grand Mean (bu/ac)	47						47						
CV%	7.3						8.4						

*Variety supported for registration by the Western Canadian Canola/Rapeseed Recommending Committee (WCC/RRC). **Indicates varieties with specialty oil profiles and premiums associated with pricing. Visit www.canolaperformancetrials.ca for more details.

CANOLA PERFORMANCE TRIALS 2016 RESULTS

Mid Season Zone: Small plot results by location

Variety	Aberdeen, SK						Arborg, MB						Dauphin, MB						Dundurn, SK						Distributor
	Yield (bu/ac)	Yield (% 5440)	Gross Revenue/ac	Days to Maturity	Lodging	Height (in.)	Yield (bu/ac)	Yield (% 5440)	Gross Revenue/ac	Days to Maturity	Lodging	Height (in.)	Yield (bu/ac)	Yield (% 5440)	Gross Revenue/ac	Days to Maturity	Lodging	Height (in.)	Yield (bu/ac)	Yield (% 5440)	Gross Revenue/ac	Days to Maturity	Lodging	Height (in.)	
Clearfield																									
5545 CL	55	103	\$594	94	1.5	50	29	101	\$309	119	-	40	63	125	\$682	87	2.5	46	52	77	\$563	98	3.5	56	BrettYoung
CS2200 CL	57	106	\$612	93	1.3	51	24	84	\$256	119	-	42	55	109	\$595	90	2.3	49	54	80	\$588	97	2.3	57	CANTERRA SEEDS
DL 1504*	55	103	\$597	94	1.5	50	27	96	\$291	119	-	42	58	115	\$626	91	2.0	51	62	92	\$676	98	2.8	57	DL Seeds
PV 200 CL	54	101	\$583	93	1.8	50	24	85	\$259	119	-	46	65	130	\$707	87	2.8	47	43	63	\$462	97	3.5	56	Proven Seed/CPS
LSD	7						2						7						9						
Liberty Link																									
5440	53	100	\$577	93	1.0	50	28	100	\$305	117	-	41	50	100	\$545	89	1.3	48	68	100	\$733	96	1.8	57	Bayer CropScience
L130	51	96	\$553	92	1.0	50	26	92	\$280	118	-	41	59	117	\$640	87	1.5	47	60	88	\$648	96	1.5	57	Bayer CropScience
L252	58	110	\$632	92	1.0	49	27	97	\$295	115	-	38	66	130	\$711	88	2.3	44	69	101	\$743	96	2.8	55	Bayer CropScience
LSD	9						7						12						17						
Roundup Ready																									
6074 RR	51	95	\$548	94	1.0	51	29	101	\$309	119	-	41	62	123	\$668	93	2.0	47	63	93	\$685	98	3.0	55	BrettYoung
6080 RR	52	98	\$563	93	1.0	48	28	99	\$303	117	-	39	64	127	\$695	87	2.5	46	71	105	\$767	96	2.3	57	BrettYoung
6076 CR	49	92	\$533	91	1.3	51	26	92	\$281	119	-	40	53	106	\$578	90	2.5	50	60	88	\$648	97	3.3	58	BrettYoung
6086 CR	51	96	\$552	92	1.3	50	26	93	\$282	119	-	43	66	130	\$711	91	2.5	48	58	85	\$624	98	3.5	57	BrettYoung
CS2000	51	95	\$550	92	1.3	51	25	89	\$270	118	-	40	57	114	\$621	88	3.0	49	67	99	\$722	97	3.3	57	CANTERRA SEEDS
V12-1**	50	94	\$608	92	1.3	48	26	91	\$309	117	-	36	60	119	\$722	87	3.0	43	63	93	\$760	96	2.5	57	Cargill – VICTORY Hybrid Canola
SY4187	57	107	\$614	93	1.5	51	27	96	\$294	118	-	43	63	125	\$680	91	2.3	51	69	102	\$747	98	2.0	59	Syngenta
PV 533 G	54	101	\$582	91	1.0	48	27	98	\$297	115	-	39	63	125	\$681	84	2.0	42	71	104	\$765	95	2.3	55	Proven Seed/CPS
VR 9562 GC	51	95	\$546	92	1.8	50	27	97	\$296	117	-	43	66	131	\$714	86	2.3	51	78	115	\$846	95	2.5	57	Proven Seed/CPS
74-44 BL	51	97	\$557	91	1.0	45	29	103	\$315	117	-	35	59	118	\$643	84	3.0	43	61	90	\$659	95	2.0	54	Dekalb
74-54 RR	54	101	\$581	92	1.0	46	26	93	\$282	115	-	37	60	119	\$647	84	3.3	43	61	90	\$661	94	3.3	53	Dekalb
73-75 RR	56	105	\$608	92	1.0	45	27	97	\$296	117	-	37	65	128	\$698	84	2.8	42	70	103	\$757	94	3.3	53	Dekalb
45H33	53	99	\$572	92	1.5	52	26	94	\$285	115	-	39	65	129	\$701	86	2.5	48	65	96	\$706	96	1.5	58	DuPont Pioneer
LSD	6						3						5						10						
Check Mean 5440 (bu/ac)	53						28						50						68						
Grand Mean (bu/ac)	53						27						61						63						
CV%	8.8						9.2						7.6						12.3						

*Variety supported for registration by the Western Canadian Canola/Rapeseed Recommending Committee (WCC/RRC). **Indicates varieties with specialty oil profiles and premiums associated with pricing. Visit www.canolaperformancetrials.ca for more details.

CANOLA PERFORMANCE TRIALS 2016 RESULTS

Mid Season Zone: Small plot results by location

Variety	Ellerslie, AB						Elstow, SK						Melfort, SK						Mundare, AB						Distributor
	Yield (bu/ac)	Yield (% 5440)	Gross Revenue/ac	Days to Maturity	Lodging	Height (in.)	Yield (bu/ac)	Yield (% 5440)	Gross Revenue/ac	Days to Maturity	Lodging	Height (in.)	Yield (bu/ac)	Yield (% 5440)	Gross Revenue/ac	Days to Maturity	Lodging	Height (in.)	Yield (bu/ac)	Yield (% 5440)	Gross Revenue/ac	Days to Maturity	Lodging	Height (in.)	
Clearfield																									
5545 CL	85	93	\$916	119	2.8	48	56	77	\$603	95	2.8	49	59	107	\$636	95	2.5	54	64	108	\$694	95	-	50	BrettYoung
CS2200 CL	79	87	\$855	119	2.3	48	58	80	\$625	96	2.5	52	55	101	\$600	101	2.0	59	62	104	\$667	97	-	50	CANTERRA SEEDS
DL 1504*	84	92	\$909	119	2.5	50	62	85	\$668	96	1.3	54	53	96	\$571	100	2.0	59	63	106	\$677	96	-	50	DL Seeds
PV 200 CL	88	96	\$952	116	3.5	45	60	83	\$650	95	1.8	55	56	101	\$600	98	1.8	56	65	110	\$707	96	-	50	Proven Seed/CPS
LSD	13						9						4						8						
Liberty Link																									
5440	91	100	\$988	113	1.6	51	72	100	\$782	95	1.0	56	55	100	\$594	97	1.0	60	59	100	\$641	96	-	49	Bayer CropScience
L130	93	102	\$1,010	112	2.0	48	65	90	\$702	94	1.0	54	58	106	\$628	95	1.0	58	62	105	\$674	96	-	50	Bayer CropScience
L252	102	111	\$1,098	114	2.8	47	72	99	\$775	96	1.3	53	60	110	\$653	95	2.0	54	63	106	\$680	96	-	49	Bayer CropScience
LSD	9						6						13						12						
Roundup Ready																									
6074 RR	83	91	\$896	119	3.8	46	65	90	\$702	95	1.3	54	57	104	\$616	100	1.5	56	61	103	\$658	96	-	47	BrettYoung
6080 RR	78	85	\$840	117	3.0	43	63	87	\$679	95	1.5	49	57	105	\$621	98	1.3	57	69	117	\$750	95	-	49	BrettYoung
6076 CR	83	90	\$893	117	2.9	47	62	86	\$673	96	1.5	55	54	97	\$579	101	2.0	60	65	110	\$704	95	-	50	BrettYoung
6086 CR	85	93	\$922	119	2.6	50	64	89	\$696	96	1.8	55	56	102	\$606	101	2.5	59	65	109	\$700	96	-	48	BrettYoung
CS2000	93	102	\$1,003	114	2.9	46	60	82	\$644	95	2.3	53	60	110	\$652	100	1.8	60	67	113	\$724	96	-	47	CANTERRA SEEDS
V12-1**	83	91	\$1,002	114	3.1	48	62	86	\$751	95	2.0	50	54	98	\$650	98	2.0	55	67	113	\$807	96	-	49	Cargill – VICTORY Hybrid Canola
SY4187	91	100	\$984	117	2.0	51	69	95	\$742	95	1.8	56	54	98	\$582	100	2.3	58	61	102	\$656	97	-	51	Syngenta
PV 533 G	82	90	\$889	116	2.5	48	68	94	\$736	94	1.3	51	51	92	\$548	92	1.3	53	64	107	\$688	95	-	47	Proven Seed/CPS
VR 9562 GC	94	103	\$1,019	115	2.6	48	66	91	\$709	94	1.5	54	65	118	\$699	98	1.5	58	67	113	\$722	95	-	50	Proven Seed/CPS
74-44 BL	81	88	\$873	112	3.5	44	62	86	\$673	94	2.0	47	57	103	\$614	94	2.0	51	67	112	\$720	96	-	48	Dekalb
74-54 RR	82	89	\$882	113	3.6	46	59	81	\$635	94	2.3	50	51	93	\$555	91	2.0	52	68	115	\$738	96	-	48	Dekalb
73-75 RR	89	98	\$965	116	3.4	43	61	84	\$657	93	2.5	47	57	103	\$613	96	2.8	51	58	98	\$629	96	-	48	Dekalb
45H33	85	93	\$914	116	3.3	48	66	92	\$717	95	2.0	51	57	104	\$620	97	1.8	57	65	110	\$703	95	-	49	DuPont Pioneer
LSD	11						6						6						10						
Check Mean 5440 (bu/ac)	91						72						55						59						
Grand Mean (bu/ac)	86						64						56						64						
CV%	8.7						7.3						8.2						10.4						

*Variety supported for registration by the Western Canadian Canola/Rapeseed Recommending Committee (WCC/RRC). **Indicates varieties with specialty oil profiles and premiums associated with pricing. Visit www.canolaperformancetrials.ca for more details.

CANOLA PERFORMANCE TRIALS 2016 RESULTS

Mid Season Zone: Small plot results by location

Variety	Swift Current, SK						Distributor
	Yield (bu/ac)	Yield (% 5440)	Gross Revenue/ac	Days to Maturity	Lodging	Height (in.)	
Clearfield							
5545 CL	61	96	\$660	105	3.0	48	BrettYoung
CS2200 CL	57	89	\$612	103	1.5	52	CANTERRA SEEDS
DL 1504*	58	92	\$631	104	2.0	52	DL Seeds
PV 200 CL	61	96	\$660	104	2.8	49	Proven Seed/CPS
LSD	6						
Liberty Link							
5440	64	100	\$687	102	1.0	52	Bayer CropScience
L130	57	90	\$616	103	1.8	49	Bayer CropScience
L252	66	104	\$715	101	1.5	48	Bayer CropScience
LSD	4						
Roundup Ready							
6074 RR	56	88	\$607	102	1.3	50	BrettYoung
6080 RR	52	81	\$557	102	1.3	49	BrettYoung
6076 CR	57	89	\$614	104	1.8	52	BrettYoung
6086 CR	60	95	\$651	106	1.8	51	BrettYoung
CS2000	57	90	\$620	104	3.3	51	CANTERRA SEEDS
V12-1**	52	82	\$627	104	2.0	51	Cargill – VICTORY Hybrid Canola
SY4187	58	91	\$624	102	1.0	56	Syngenta
PV 533 G	61	95	\$655	100	1.8	48	Proven Seed/CPS
VR 9562 GC	59	93	\$641	100	1.8	51	Proven Seed/CPS
74-44 BL	66	103	\$711	101	1.3	46	Dekalb
74-54 RR	53	84	\$578	102	3.3	46	Dekalb
73-75 RR	55	86	\$594	100	2.5	44	Dekalb
45H33	61	96	\$659	101	2.5	50	DuPont Pioneer
LSD	4						
Check Mean 5440 (bu/ac)	64						
Grand Mean (bu/ac)	58						
CV%	5.5						

Short Season Zone: Small plot results by location

Variety	Dawson Creek, BC						Falher, AB						Distributor
	Yield (bu/ac)	Yield (% 5440)	Gross Revenue/ac	Days to Maturity	Lodging	Height (in.)	Yield (bu/ac)	Yield (% 5440)	Gross Revenue/ac	Days to Maturity	Lodging	Height (in.)	
Clearfield													
5545 CL	45	94	\$485	117	–	45	58	105	\$625	–	2.8	40	BrettYoung
CS2200 CL	46	97	\$498	118	–	44	54	98	\$584	–	2.8	39	CANTERRA SEEDS
DL 1504*	49	103	\$529	118	–	44	65	117	\$700	–	2.8	40	DL Seeds
PV 200 CL	40	84	\$434	116	–	44	53	96	\$571	–	3.0	39	Proven Seed/CPS
LSD	5						5						
Liberty Link													
5440	48	100	\$515	117	–	42	55	100	\$596	–	2.8	39	Bayer CropScience
L130	45	94	\$484	114	–	42	52	94	\$558	–	2.3	39	Bayer CropScience
L252	49	103	\$532	118	–	41	57	103	\$614	–	2.5	39	Bayer CropScience
LSD	3						11						
Roundup Ready													
6074 RR	49	104	\$534	116	–	40	64	115	\$688	–	2.5	38	BrettYoung
6080 RR	46	97	\$499	118	–	42	53	97	\$577	–	1.3	37	BrettYoung
6076 CR	44	93	\$481	117	–	44	58	105	\$628	–	2.3	40	BrettYoung
6086 CR	49	102	\$526	119	–	42	51	93	\$557	–	2.5	39	BrettYoung
CS2000	48	102	\$523	118	–	42	58	105	\$623	–	3.5	42	CANTERRA SEEDS
V12-1**	45	94	\$486	115	–	41	56	101	\$604	–	2.3	39	Cargill – VICTORY Hybrid Canola
SY4187	44	92	\$473	116	–	42	55	101	\$600	–	2.3	40	Syngenta
PV 533 G	45	94	\$486	115	–	42	58	104	\$622	–	2.5	37	Proven Seed/CPS
VR 9562 GC	44	93	\$481	117	–	41	52	94	\$563	–	2.3	41	Proven Seed/CPS
74-44 BL	45	95	\$489	115	–	40	57	104	\$617	–	2.5	37	Dekalb
74-54 RR	43	91	\$468	118	–	37	57	103	\$615	–	3.5	37	Dekalb
73-75 RR	43	91	\$468	118	–	40	53	97	\$578	–	2.8	36	Dekalb
45H33	45	95	\$488	115	–	44	55	100	\$596	–	3.0	42	DuPont Pioneer
LSD	4						8						
Check Mean 5440 (bu/ac)	48						55						
Grand Mean (bu/ac)	46						56						
CV%	6.9						10.3						

*Variety supported for registration by the Western Canadian Canola/Rapeseed Recommending Committee (WCC/RRC). **Indicates varieties with specialty oil profiles and premiums associated with pricing. Visit www.canolaperformancetrials.ca for more details.

CANOLA PERFORMANCE TRIALS 2016 RESULTS

Field Scale Trial Yield Results

Field scale trials are managed by growers using their typical production practices. Trials are planted, swathed, harvested and, when necessary, sprayed by growers using the respective herbicide systems according to established protocols. Individual plots range from 0.5 to 1.5 acres. Results below are given as a percentage of the check **. Yield in bu/ac for the check variety ** for each location is given in brackets at the end of each row.

Location	2016 Yield Results (% of check **)					
	Roundup Ready			Liberty Link		Check ** (bu/ac)
	45H33	74-44 BL	PV 533 G	L130	L252	
Long Season Zone	97	101	100	99	100	100 (54)
Alida, SK	92	102		91	101	100 (47)
Brandon, MB	97	101		98	101	100 (50)
Coaldale, AB				104	106	100 (78)
Cranford, AB		111	93	106	91	100 (70)
Dunmore, AB	111	96	110			100 (42)
Howden, MB	93	102		88	100	100 (56)
Killarney, MB		99	104	100	104	100 (50)
Magrath, AB	93	96	94			100 (70)
Regina, SK		101		108	102	100 (37)
Shoal Lake, MB	106				91	100 (46)
Somerset, MB	90				106	100 (36)
Mid Season Zone	97	99	94	99	102	100 (52)
Archerwill, SK	91	96	88			100 (58)
Ardath, SK	102	96	89			100 (42)
Blaine Lake, SK		96	82			100 (63)
Broadview, SK		102		100	100	100 (38)
Castor, AB	86	96		89		100 (59)
Cut Knife, SK		96	109			100 (33)
Delisle, SK	97	108	100		95	100 (51)
Dixon, SK	102	101		100	102	100 (56)
Elfros, SK	88	96				100 (60)

Location	2016 Yield Results (% of check **)					
	Roundup Ready			Liberty Link		Check ** (bu/ac)
	45H33	74-44 BL	PV 533 G	L130	L252	
Hafford 1, SK	93	96				100 (54)
Hafford 2, SK	99	96				100 (71)
Hanley, SK		107			95	100 (46)
Hepburn, SK		100	94	100	102	100 (55)
Humboldt, SK	92	96	95			100 (48)
Kyle, SK		87		91	115	100 (54)
Macklin, SK	98	96	109			100 (40)
Meota, SK	92	96				100 (51)
Middle Lake, SK	95	96	82			100 (42)
Mossleigh, AB		104	97	97	99	100 (53)
Neepawa, MB	111	108		105	94	100 (42)
Norquay, SK	104	102		99	101	100 (66)
Strongfield, SK	101	102	95		101	100 (45)
Swan River, MB		93		98	110	100 (51)
Tullis, SK	105	96	107			100 (37)
Vermillion, AB				105	106	100 (67)
Viking, AB	97	102	90	104	101	100 (53)
Wakaw, SK		102	85	99	100	100 (56)
Waldheim, SK		98	98		105	100 (47)
Watrous, SK	88	96	90			100 (60)

**Check refers to an adjusted value for 5440.

CANOLA PERFORMANCE TRIALS 2016 RESULTS

When comparing average results between varieties, consider the number of test sites for each variety. Field scale trials occasionally produce data that is above or below the expected range. If agronomic observations cannot explain these outliers, then they are checked against the statistical limits of deviation established by the Canola Performance Trials technical committee. If the data falls outside the limits, it is removed. For more details on individual trials and for interactive search and comparison tools on all final datasets since 2011, visit www.canolaperformancetrials.ca.

Location	2016 Yield Results (% of check **)					
	Roundup Ready			Liberty Link		Check ** (bu/ac)
	45H33	74-44 BL	PV 533 G	L130	L252	
Short Season Zone	92*	99	89*	103	104*	100 (61)
Athabasca, AB					106	100 (63)
Dawson Creek, BC		96				100 (62)
Fairview, AB				107	106	100 (64)
Grande Prairie, AB	90	96	94			100 (63)
Guy, AB				103	106	100 (61)
La Crete, AB		101		106	101	100 (39)
Leoville, SK	97	102		90	101	100 (64)
Olds, AB				112	106	100 (68)
Sexsmith, AB	93	104	96	101	98	100 (57)
Shellbrook, SK	87	96	77			100 (64)
Total	96*	99	95*	100	102*	100 (54)

*Denotes 5% level of statistical significance using paired t-tests. Note that the paired t-tests in large scale tables only compare individual varieties to the check variety and not to each other. **Check refers to an adjusted value for 5440.



Taryn Dickson

Resource Manager
Canola Council of Canada
Phone: 204-982-2111
Email: dickson@canolacouncil.org

Nicole Philp

Agronomy Specialist
Canola Council of Canada
Phone: 306-551-4597
Email: philpn@canolacouncil.org

Curtis Rempel

Vice President, Crop Production and Innovation
Canola Council of Canada
Phone: 204-982-2105
Email: rempelc@canolacouncil.org

Visit www.canolaperformancetrials.ca to source canola variety information by location and to use the variety evaluation tools.

Brought to you by:

