

 2019
canola

PERFORMANCE TRIALS | FUNDED BY GROWERS FOR GROWERS

2019 Final CPT Small Plot and Field Scale (Standard and Straight Cut) Dataset

This report contains all the final 2019 **small plot** and **field scale** data.

- For all CPT information, visit www.canolaperformancetrials.ca
- For a brief explanation on how to interpret the statistics, see the [2018 CPT booklet](#).
- To view the 2019 CPT standard and straight cut protocols, see canolaperformancetrials.ca/trial-protocol

Introduction

The CPT results in this report are based on 31 small plot (19 standard, 12 straight cut) and 60 field scale (12 standard, 37 straight cut and 11 clubroot) trials across the Prairies. Site distribution is based on seeded acres in Manitoba, Saskatchewan, Alberta and British Columbia.

The small plot system ensures that:

- All varieties are treated with appropriate commercially associated herbicides and seed treatments.
- An independent third-party representative inspects all trials.

The CPT Technical Committee established protocols and developed research plot designs to ensure that the data is representative. Performance objectives were established to provide guidelines on timely field operations and data collection. All sites are inspected to verify these guidelines were followed to allow a fair comparison among the varieties tested.

The 2019 program was funded by Alberta Canola Producers Commission (Alberta Canola), Saskatchewan Canola Development Commission (SaskCanola) and the Manitoba Canola Growers Association, with contributions from the B.C. Grain Producers Association (BCGPA). The 2019 trials were again coordinated by Haplotech with the direction from the CPT Governance and Technical Committees. The Canola Council of Canada supported on the delivery of the program.

Commercial canola varieties tested in the 2019 small plot trials had seed provided by BASF – InVigor, BrettYoung, Brevant, CANTERRA SEEDS, DEKALB, DL Seeds, Pioneer and Proven/Nutrien Ag Solutions and Winfield United Canada.

Results are organized by short, medium and long season zones. CPT uses the Western Canada Canola/Rapeseed Recommending Committee season zones, which are based on typical frost free days, growing degree days and soil type. See the map on page 12 for reference.

The small plot results tables include yield, days to maturity, height and lodging scores for each variety. Lodging scores are between 1 and 5, with 1 being no lodging and 5 being completely lodged.

Gross revenue is based on yield multiplied by \$10.75/bu. This is based on \$474.00 per tonne, the March 2020 futures based on opening price on November 20, 2019 and standard (50-pound) bushel weight.

This report is one of several sources of information to consider in making the best decisions for your farm.

For further information on the CPT Program and data from 2011 through 2018, see canolaperformancetrials.ca.

2019 CPT SMALL PLOT DATA – Standard Trials

		Long Season Zone																	
		Elm Creek, MB						High Bluff, MB						Melita, MB					
Distributor	Variety	Yield (bu/ac)	Yield (% L252)	Gross Revenue/ac	Days to maturity	Lodging	Height (In.)	Yield (bu/ac)	Yield (% L252)	Gross Revenue/ac	Days to maturity	Lodging	Height (In.)	Yield (bu/ac)	Yield (% L252)	Gross Revenue/ac	Days to maturity	Lodging	Height (In.)
LibertyLink																			
BASF - InVigor	L230	55	87	\$594	84.0	1.0	39.4	58	94	\$628	85.0	2.0	53.0	49	95	\$526	88.8	1.0	59.9
BASF - InVigor	L241C	54	85	\$579	82.0	1.0	41.2	58	94	\$625	87.5	1.8	54.5	48	93	\$513	93.5	1.3	62.4
BASF - InVigor	L252	63	100	\$680	87.0	1.0	38.9	62	100	\$669	88.5	2.0	52.0	51	100	\$553	93.8	1.3	60.8
Pioneer	P501L	54	85	\$578	87.0	1.0	38.6	52	84	\$561	85.5	2.5	51.4	52	101	\$558	90.5	1.0	61.5
	LSD	6	10					6	10					5	10				
Roundup Ready																			
BrettYoung	6076 CR	55	87	\$591	84.0	1.5	42.9	54	87	\$583	85.0	2.3	52.0	53	103	\$569	95.8	1.8	63.6
BrettYoung	6090 RR	60	94	\$642	84.0	1.5	42.2	59	95	\$632	88.0	2.0	54.0	50	97	\$536	95.0	1.8	65.9
Brevant	D3155C	56	88	\$602	84.0	1.8	42.5	59	94	\$629	88.3	3.3	51.4	51	99	\$546	92.0	1.3	66.0
CANTERRA SEEDS	CS2300	59	93	\$634	87.0	1.3	43.2	59	94	\$629	90.0	2.3	54.0	54	105	\$580	97.8	1.5	66.0
DEKALB	74-44 BL	50	79	\$536	80.0	1.0	37.6	54	88	\$586	85.3	2.8	48.9	49	95	\$527	90.0	1.5	54.4
DEKALB	75-42 CR	53	84	\$572	80.0	1.3	38.7	54	87	\$582	86.8	2.5	50.4	52	101	\$559	90.8	1.3	56.7
DEKALB	75-65 RR	54	85	\$582	80.0	1.3	38.7	51	82	\$551	85.0	2.8	49.4	52	100	\$554	91.0	1.5	56.0
Winfield United Canada	CP20R3C	52	82	\$557	84.0	1.3	43.2	58	93	\$619	91.3	1.8	54.5	55	107	\$591	103.0	2.0	66.3
Proven Seed/Nutrien Ag Solutions	PV 540 G	56	89	\$605	84.0	1.8	41.7	59	94	\$631	89.5	2.3	49.9	51	99	\$547	95.8	1.3	60.8
Nutrien Ag Solutions	PV 581 GC	55	87	\$591	84.0	1.8	41.6	59	96	\$639	89.0	2.8	53.5	52	100	\$554	94.3	1.5	61.5
Pioneer	45CM39	56	89	\$603	80.0	1.5	39.2	57	92	\$614	88.0	2.8	51.4	56	108	\$599	92.3	1.5	59.5
Pioneer	45H33	48	76	\$520	80.0	1.3	42.8	56	90	\$605	87.8	3.0	49.4	45	87	\$482	92.3	1.0	62.9
Pioneer	45M35	59	93	\$630	84.0	1.0	41.2	58	93	\$624	87.0	2.8	49.4	54	104	\$576	93.3	1.8	60.2
	LSD	5	8					6	9					5	10				
TruFlex																			
CANTERRA SEEDS	CS2600 CR-T	58	92	\$624	80.0	1.0	37.3	57	91	\$612	85.5	3.0	49.9	52	101	\$561	89.8	1.5	55.8
BrettYoung	BY 6207TF	55	86	\$588	87.0	1.0	44.3	58	93	\$624	92.8	1.0	54.0	52	102	\$563	103.0	2.0	63.9
	LSD	9	14					10	16					3	6				
Clearfield																			
Pioneer	46H75	58	92	\$625	87.0	1.0	41.3	56	90	\$601	91.0	2.0	53.5	50	97	\$533	95.5	1.3	60.6
CANTERRA SEEDS	CS2500CL	49	78	\$532	80.0	1.0	41.9	53	85	\$566	89.0	2.3	52.5	49	96	\$530	90.3	1.0	57.7
	LSD	10	15					6	10					5	10				
	CV	9.0						6.2						7.9					

2019 CPT SMALL PLOT DATA – Standard Trials

		Long Season Zone																	
		Justice, MB						Redvers, SK						Lethbridge, AB					
Distributor	Variety	Yield (bu/ac)	Yield (% L252)	Gross Revenue/ac	Days to maturity	Lodging	Height (in.)	Yield (bu/ac)	Yield (% L252)	Gross Revenue/ac	Days to maturity	Lodging	Height (in.)	Yield (bu/ac)	Yield (% L252)	Gross Revenue/ac	Days to maturity	Lodging	Height (in.)
LibertyLink																			
BASF - InVigor	L230	28	82	\$301	94.3	1.0	39.5	41	96	\$446	96.5	1.4	40.6	53	86	\$571	100.3	1.0	51.5
BASF - InVigor	L241C	29	85	\$313	101.0	1.0	38.3	39	89	\$416	97.3	1.0	41.8	60	98	\$645	102.3	1.0	54.5
BASF - InVigor	L252	34	100	\$369	103.3	1.0	38.2	43	100	\$466	96.3	1.5	42.0	62	100	\$661	100.0	1.0	54.8
Pioneer	P501L	33	97	\$357	96.5	1.0	37.7	38	88	\$412	97.0	1.0	46.0	58	95	\$625	101.3	1.0	55.8
	LSD	2	6					4	10					13	21				
Roundup Ready																			
BrettYoung	6076 CR	32	95	\$349	101.0	1.0	41.4	40	93	\$431	99.3	1.0	45.4	64	103	\$683	101.8	1.0	53.3
BrettYoung	6090 RR	35	103	\$378	101.0	1.3	42.7	39	90	\$419	98.0	1.4	46.5	68	111	\$735	103.0	1.0	55.0
Brevant	D3155C	33	95	\$351	101.0	1.3	41.8	41	95	\$441	97.3	1.0	46.8	61	99	\$657	103.0	1.0	52.8
CANTERRA SEEDS	CS2300	34	99	\$364	103.3	1.0	41.4	40	92	\$428	100.0	1.0	44.3	68	111	\$732	101.3	1.0	55.3
DEKALB	74-44 BL	32	94	\$346	94.3	1.0	37.2	36	84	\$392	96.0	1.3	38.5	57	92	\$610	102.0	1.0	43.0
DEKALB	75-42 CR	36	106	\$391	98.8	1.0	39.1	41	93	\$436	95.3	1.4	40.2	54	88	\$582	103.0	1.0	52.0
DEKALB	75-65 RR	37	109	\$401	96.5	1.5	38.8	34	78	\$363	95.8	1.1	39.1	57	92	\$608	101.8	1.0	54.5
Winfield United Canada	CP20R3C	32	92	\$340	110.0	1.0	41.8	38	87	\$406	102.0	1.0	47.7	66	108	\$714	101.0	1.0	54.3
Proven Seed/Nutrien Ag Solutions	PV 540 G	36	105	\$387	101.0	1.3	40.7	41	94	\$437	97.5	1.3	44.1	74	120	\$796	102.0	1.0	54.0
Nutrien Ag Solutions	PV 581 GC	38	111	\$411	101.0	1.5	40.0	41	93	\$436	98.8	1.3	43.2	61	99	\$658	101.5	1.0	54.0
Pioneer	45CM39	40	116	\$426	96.5	1.5	37.3	42	97	\$453	97.8	1.4	42.5	68	111	\$736	101.0	1.0	54.5
Pioneer	45H33	32	94	\$345	101.0	1.3	38.6	39	90	\$419	98.3	1.4	44.9	59	97	\$638	102.3	1.0	52.5
Pioneer	45M35	38	111	\$408	101.0	1.8	39.3	42	97	\$453	96.8	1.1	43.4	64	103	\$684	101.8	1.0	52.3
	LSD	5	15					4	10					8	12				
TruFlex																			
CANTERRA SEEDS	CS2600 CR-T	36	106	\$392	94.3	1.3	35.7	44	102	\$474	95.8	1.0	43.2	56	91	\$602	101.3	1.0	54.0
BrettYoung	BY 6207TF	31	90	\$331	110.5	1.0	41.6	42	96	\$447	102.0	1.0	49.0	57	92	\$608	102.5	1.0	53.8
	LSD	5	13					9	20					5	8				
Clearfield																			
Pioneer	46H75	36	105	\$386	98.8	1.0	40.4												
CANTERRA SEEDS	CS2500CL	32	95	\$348	101.0	1.5	39.8												
	LSD	7	20																
	CV	11.4						11.0						10.1					

2019 CPT SMALL PLOT DATA – Standard Trials

		Mid Season Zone																	
		Dauphin, MB						North Battleford, SK						Veregin, SK					
Distributor	Variety	Yield (bu/ac)	Yield (% L252)	Gross Revenue/ac	Days to maturity	Lodging	Height (in.)	Yield (bu/ac)	Yield (% L252)	Gross Revenue/ac	Days to maturity	Lodging	Height (in.)	Yield (bu/ac)	Yield (% L252)	Gross Revenue/ac	Days to maturity	Lodging	Height (in.)
LibertyLink																			
BASF - InVigor	L230	55	98	\$594	89.3	1.8	43.4	49	88	\$528	99.8	1.0	45.8	67	92	\$723	94.3	2.3	49.0
BASF - InVigor	L241C	50	89	\$537	93.0	1.0	44.9	52	93	\$560	102.3	1.0	47.3	69	94	\$742	96.3	2.0	52.3
BASF - InVigor	L252	56	100	\$605	93.5	1.8	44.0	56	100	\$604	103.0	1.0	48.4	73	100	\$789	97.8	2.0	52.5
Pioneer	P501L	57	101	\$611	90.5	1.8	43.4	50	89	\$539	100.0	1.0	46.8	69	94	\$739	96.8	2.5	52.5
	LSD	5	8					7	13					5	7				
Roundup Ready																			
BrettYoung	6076 CR	48	86	\$520	91.3	2.0	46.5	49	87	\$526	103.8	2.0	53.0	69	95	\$747	99.0	2.5	58.0
BrettYoung	6090 RR	48	85	\$516	91.5	1.5	51.4	48	85	\$514	103.5	1.5	53.0	69	94	\$745	98.0	2.3	56.4
Brevant	D3155C	47	84	\$507	90.0	2.0	47.3	50	90	\$542	101.0	1.3	52.5	73	99	\$783	96.3	3.3	58.4
CANTERRA SEEDS	CS2300	51	91	\$551	94.3	1.3	50.4	46	82	\$496	106.3	1.3	53.0	69	94	\$740	101.3	2.0	58.8
DEKALB	74-44 BL	38	67	\$408	88.0	2.3	42.0	45	81	\$487	99.8	1.3	43.2	68	92	\$726	95.3	3.0	48.4
DEKALB	75-42 CR	44	77	\$468	86.5	2.0	40.1	50	89	\$537	98.8	1.3	46.8	66	90	\$712	95.3	2.8	50.0
DEKALB	75-65 RR	47	83	\$505	87.8	2.3	41.2	49	88	\$530	99.3	1.8	46.8	66	90	\$709	93.8	3.0	51.9
Winfield United Canada	CP20R3C	50	89	\$538	95.0	1.3	50.8	49	87	\$527	106.5	1.3	55.0	72	98	\$770	103.8	2.5	59.9
Proven Seed/Nutrien Ag Solutions	PV 540 G	43	77	\$466	92.5	1.0	45.9	46	83	\$498	102.8	1.0	48.9	70	96	\$754	97.8	2.5	52.3
Nutrien Ag Solutions	PV 581 GC	46	82	\$499	93.5	1.5	48.4	48	86	\$518	104.3	1.5	53.0	72	98	\$770	97.5	2.0	56.0
Pioneer	45CM39	50	89	\$541	90.8	2.0	43.8	50	88	\$533	102.5	1.5	44.8	70	96	\$754	94.8	3.3	48.6
Pioneer	45H33	41	72	\$436	91.3	1.8	46.5	50	89	\$535	102.0	1.8	51.4	70	96	\$755	95.8	3.3	56.4
Pioneer	45M35	56	99	\$598	89.3	2.0	47.9	50	89	\$536	102.5	1.8	49.9	71	96	\$758	96.0	2.8	53.1
	LSD	6	10					5	9					5	7				
TruFlex																			
CANTERRA SEEDS	CS2600 CR-T	55	98	\$595	91.5	2.0	41.2	48	86	\$520	101.3	1.5	48.4	69	94	\$740	94.8	2.8	49.6
BrettYoung	BY 6207TF	52	92	\$560	99.3	1.0	49.6	49	87	\$522	107.5	1.0	52.0	71	96	\$761	103.3	2.0	57.0
	LSD	6	10					5	8					9	12				
Clearfield																			
Pioneer	46H75	55	98	\$590	93.0	1.0	45.1												
CANTERRA SEEDS	CS2500CL	51	91	\$548	91.8	1.8	42.6												
	LSD	8	14																
	CV	8.2						8.1						4.9					

2019 CPT SMALL PLOT DATA – Standard Trials

		Mid Season Zone																	
		Melfort, SK						St. Paul, AB						Josephburg, AB					
Distributor	Variety	Yield (bu/ac)	Yield (% L252)	Gross Revenue/ac	Days to maturity	Lodging	Height (In.)	Yield (bu/ac)	Yield (% L252)	Gross Revenue/ac	Days to maturity	Lodging	Height (In.)	Yield (bu/ac)	Yield (% L252)	Gross Revenue/ac	Days to maturity	Lodging	Height (In.)
LibertyLink																			
BASF - InVigor	L230	32	97	\$345	111.0	2.0	53.7	46	76	\$492		1.0		100	99	\$1,078	109.8	1.5	57.6
BASF - InVigor	L241C	36	108	\$384	114.3	1.0	53.9	42	70	\$455		1.0		101	100	\$1,087	110.3	1.5	55.2
BASF - InVigor	L252	33	100	\$357	112.8	2.0	53.1	60	100	\$645		1.0		101	100	\$1,085	110.8	1.5	58.5
Pioneer	P501L	34	102	\$364	112.0	1.0	53.9	37	62	\$403		1.0		89	89	\$961	109.0	1.5	58.7
	LSD	5	15					9	14					11	11				
Roundup Ready																			
BrettYoung	6076 CR	31	94	\$336	115.5	1.8	57.5	41	69	\$445		1.0		94	94	\$1,015	112.0	2.0	59.2
BrettYoung	6090 RR	27	82	\$294	114.0	1.3	60.4	42	70	\$450		1.0		98	97	\$1,052	112.3	1.8	61.2
Brevant	D3155C	28	83	\$296	114.3	2.0	58.0	46	77	\$499		1.0		92	91	\$991	110.5	2.0	60.6
CANTERRA SEEDS	CS2300	29	87	\$311	115.3	1.0	56.9	38	63	\$407		1.0		90	89	\$971	112.8	2.3	60.0
DEKALB	74-44 BL	26	78	\$279	114.0	2.5	51.8	37	61	\$393		1.0		70	70	\$757	110.8	2.0	55.5
DEKALB	75-42 CR	28	83	\$296	112.5	1.0	53.3	41	69	\$442		1.0		69	68	\$739	109.5	2.5	56.6
DEKALB	75-65 RR	28	84	\$298	112.0	2.0	52.2	46	76	\$490		1.0		77	76	\$825	110.3	2.3	55.7
Winfield United Canada	CP20R3C	29	87	\$309	115.8	1.0	57.0	42	70	\$454		1.0		89	89	\$961	113.5	1.8	58.3
Proven Seed/Nutrien Ag Solutions	PV 540 G	31	92	\$329	113.0	1.0	54.5	47	78	\$506		1.0		93	92	\$995	111.8	2.3	58.7
Nutrien Ag Solutions	PV 581 GC	28	84	\$300	114.0	2.0	56.0	42	69	\$446		1.0		92	91	\$990	112.5	1.5	59.8
Pioneer	45CM39	30	91	\$323	113.3	2.0	52.4	52	87	\$562		1.0		86	85	\$925	110.0	1.8	55.9
Pioneer	45H33	28	83	\$297	113.8	1.8	56.6	47	78	\$501		1.0		85	85	\$918	111.5	2.3	59.6
Pioneer	45M35	30	90	\$320	113.5	2.5	52.3	47	79	\$508		1.0		89	88	\$955	111.5	2.0	55.7
	LSD	4	11					7	12					9	9				
TruFlex																			
CANTERRA SEEDS	CS2600 CR-T	31	93	\$332	114.0	2.5	52.5	41	69	\$445		1.0		88	87	\$942	109.0	2.8	55.4
BrettYoung	BY 6207TF	29	86	\$308	121.0	1.0	59.1	46	76	\$490		1.0		95	94	\$1,023	115.3	1.0	61.0
	LSD	6	18					8	13					23	23				
Clearfield																			
Pioneer	46H75																		
CANTERRA SEEDS	CS2500CL																		
	LSD																		
	CV	9.6						11.6						7.7					

2019 CPT SMALL PLOT DATA – Standard Trials

		Mid Season Zone											
		Leduc, AB						Vegreville, AB					
Distributor	Variety	Yield (bu/ac)	Yield (% L252)	Gross Revenue/ac	Days to maturity	Lodging	Height (In.)	Yield (bu/ac)	Yield (% L252)	Gross Revenue/ac	Days to maturity	Lodging	Height (In.)
LibertyLink													
BASF - InVigor	L230	80	91	\$865	118.8	1.8	55.5	82	112	\$881	103.3	1.4	56.0
BASF - InVigor	L241C	71	80	\$759	119.3	1.4	56.5	89	122	\$958	105.3	1.3	56.1
BASF - InVigor	L252	88	100	\$951	118.8	1.7	57.1	73	100	\$787	105.3	2.0	55.7
Pioneer	P501L	79	90	\$853	119.5	1.8	55.5	80	109	\$857	104.5	1.6	57.4
	LSD	10	11					13	17				
Roundup Ready													
BrettYoung	6076 CR	68	77	\$730	121.5	2.4	59.2	87	119	\$940	108.3	2.1	58.1
BrettYoung	6090 RR	73	83	\$789	120.5	2.3	57.6	75	103	\$810	107.8	3.1	60.5
Brevant	D3155C	73	82	\$783	121.0	2.6	57.1	69	94	\$741	105.8	3.0	60.3
CANTERRA SEEDS	CS2300	66	74	\$705	121.0	2.1	57.3	83	114	\$895	108.8	2.6	59.6
DEKALB	74-44 BL	68	77	\$731	119.5	2.9	52.8	72	99	\$778	104.0	2.6	54.2
DEKALB	75-42 CR	59	66	\$629	122.3	2.8	55.5	71	98	\$768	103.3	2.5	55.9
DEKALB	75-65 RR	70	79	\$754	122.0	2.9	52.9	77	105	\$823	105.0	2.4	55.1
Winfield United Canada	CP20R3C	66	75	\$714	119.0	2.0	59.1	85	116	\$917	109.0	2.5	59.0
Proven Seed/Nutrien Ag Solutions	PV 540 G	66	74	\$786	121.8	1.9	59.8	79	108	\$863	109.3	2.6	59.5
Nutrien Ag Solutions	PV 581 GC	73	83	\$748	121.8	1.8	57.8	80	110	\$853	108.0	1.8	59.6
Pioneer	45CM39	70	79	\$777	121.8	2.6	50.2	79	108	\$818	106.5	1.9	58.2
Pioneer	45H33	72	82	\$731	119.5	2.3	57.2	76	104	\$919	106.0	2.1	57.8
Pioneer	45M35	68	77	\$730	120.8	2.3	54.5	85	117	\$940	107.5	2.0	58.3
	LSD	12	13					11	15				
TruFlex													
CANTERRA SEEDS	CS2600 CR-T	72	82	\$776	118.0	3.1	53.2	71	97	\$767	105.5	3.0	55.6
BrettYoung	BY 6207TF	78	88	\$841	118.0	1.0	62.8	86	118	\$928	112.0	1.0	63.5
	LSD	29	32					30	40				
Clearfield													
Pioneer	46H75												
CANTERRA SEEDS	CS2500CL												
	LSD												
	CV	12.3						11.6					

2019 CPT SMALL PLOT DATA – Standard Trials

		Short Season Zone																		
		Codette, SK						Tisdale, SK						Lacombe, AB						
Distributor	Variety	Yield (bu/ac)	Yield (% L252)	Gross Revenue/ac	Days to maturity	Lodging	Height (In.)	Yield (bu/ac)	Yield (% L252)	Gross Revenue/ac	Days to maturity	Lodging	Height (In.)	Yield (bu/ac)	Yield (% L252)	Gross Revenue/ac	Days to maturity	Lodging	Height (In.)	
LibertyLink																				
BASF - InVigor	L230	73	94	\$788	103.0	1.0	55.4	40	93	\$431	97.8	1.8	52.5	63	87	\$677	113.5	1.3	59.7	
BASF - InVigor	L241C	75	96	\$802	100.8	1.0	55.2	41	95	\$440	102.8	1.3	53.0	74	103	\$797	115.5	1.0	61.7	
BASF - InVigor	L252	78	100	\$835	106.5	1.0	57.0	43	100	\$462	103.8	2.3	55.0	72	100	\$776	116.3	1.8	58.6	
Pioneer	P501L	82	105	\$877	103.5	1.0	55.7	40	94	\$435	96.0	1.8	49.9	64	88	\$685	113.8	1.5	60.7	
	LSD	7	9					5	12					4	6					
Roundup Ready																				
BrettYoung	6076 CR	64	82	\$688	105.3	1.0	61.4	40	94	\$435	103.0	3.0	52.0	70	97	\$755	118.0	2.8	61.7	
BrettYoung	6090 RR	73	95	\$789	106.3	1.5	58.3	39	90	\$414	102.5	3.0	52.0	71	98	\$758	117.3	2.8	59.2	
Brevant	D3155C	81	104	\$870	102.3	1.5	57.7	35	82	\$380	103.3	2.8	50.9	62	86	\$665	113.8	3.3	62.2	
CANTERRA SEEDS	CS2300	72	92	\$771	108.8	1.0	58.2	39	90	\$418	105.0	2.5	52.5	68	95	\$733	116.3	1.8	64.3	
DEKALB	74-44 BL	79	101	\$848	102.0	1.0	54.2	36	85	\$392	103.3	3.0	47.3	61	85	\$658	114.5	2.5	58.6	
DEKALB	75-42 CR	74	95	\$797	102.0	1.0	53.7	36	84	\$388	99.3	2.8	49.9	60	83	\$642	113.5	3.0	60.2	
DEKALB	75-65 RR	80	103	\$861	101.8	1.5	53.8	34	80	\$370	99.0	3.3	50.4	59	82	\$638	114.3	3.3	57.6	
Winfield United Canada	CP20R3C	71	92	\$765	107.5	1.0	60.9	39	92	\$424	106.8	2.0	53.0	65	90	\$695	120.0	1.0	64.8	
Proven Seed/Nutrien Ag Solutions	PV 540 G	81	105	\$876	103.8	1.0	59.9	37	87	\$401	102.3	2.0	49.4	68	94	\$731	119.3	1.3	63.3	
Nutrien Ag Solutions	PV 581 GC	75	96	\$801	106.3	1.5	58.9	40	94	\$433	105.8	3.3	50.9	65	91	\$702	116.5	2.0	61.7	
Pioneer	45CM39	82	105	\$881	104.0	1.0	54.4	38	88	\$407	101.0	3.0	50.9	66	91	\$708	115.8	2.5	60.7	
Pioneer	45H33	81	104	\$866	101.8	1.3	56.0	40	92	\$426	104.3	3.8	48.4	60	83	\$645	113.8	3.0	60.7	
Pioneer	45M35	81	104	\$869	106.3	1.0	57.3	39	90	\$414	98.5	2.8	49.9	66	91	\$705	115.5	2.3	58.6	
	LSD	11	15					5	12					5	7					
TruFlex																				
CANTERRA SEEDS	CS2600 CR-T							38	88	\$407	100.5	3.0	51.4	65	91	\$702	116.3	3.3	58.1	
BrettYoung	BY 6207TF							37	87	\$400	108.0	2.3	53.0	68	94	\$727	121.3	1.0	62.2	
	LSD							13	31					5	7					
Clearfield																				
Pioneer	46H75																			
CANTERRA SEEDS	CS2500CL																			
	LSD																			
	CV	6.7						9.3						5.1						

2019 CPT SMALL PLOT DATA – Standard Trials

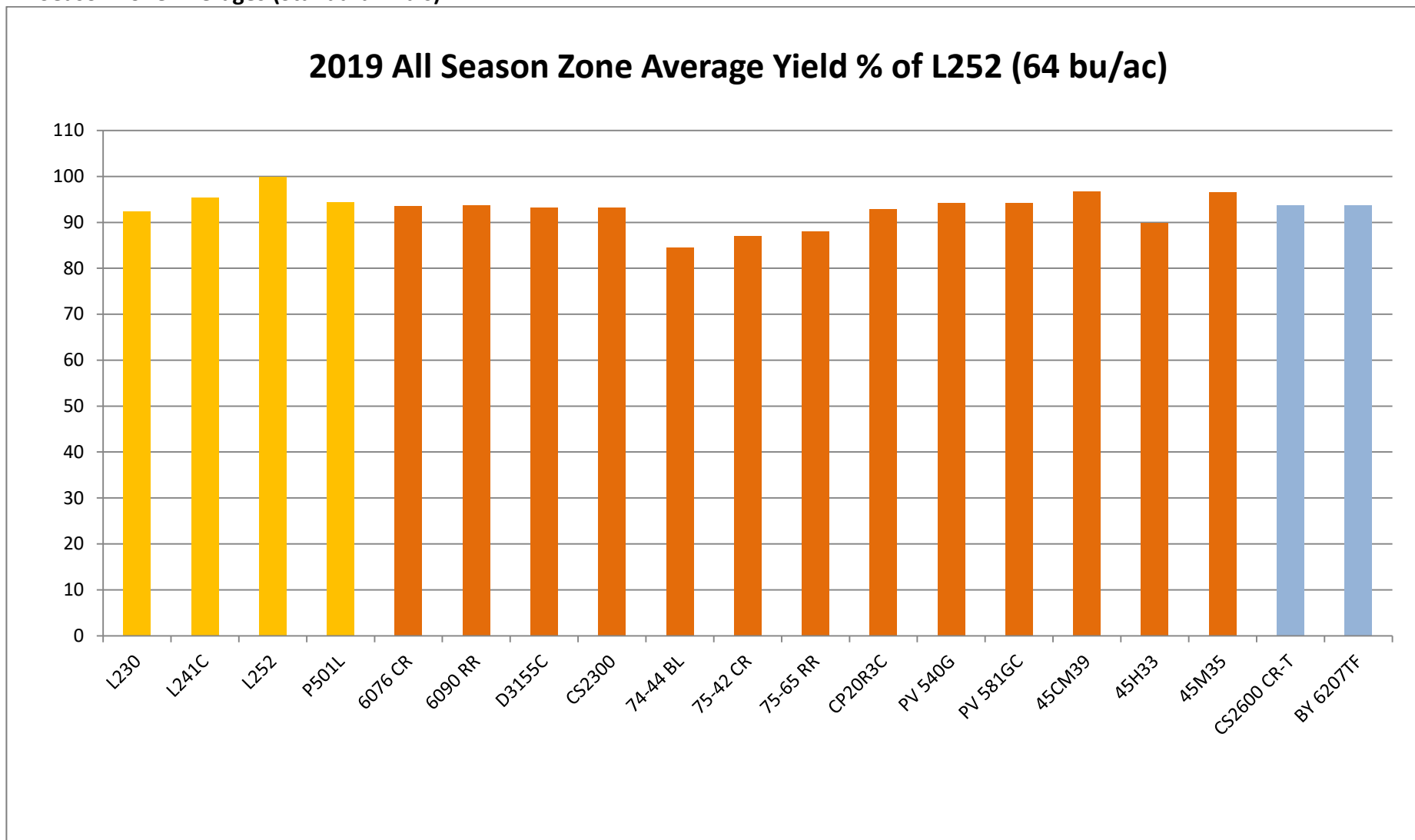
		Short Season Zone											
		Falher, AB						Westlock, AB					
Distributor	Variety	Yield (bu/ac)	Yield (% L252)	Gross Revenue/ac	Days to maturity	Lodging	Height (in.)	Yield (bu/ac)	Yield (% L252)	Gross Revenue/ac	Days to maturity	Lodging	Height (in.)
LibertyLink													
BASF - InVigor	L230	79	94	\$853	119.3	1.8	46.8	69	93	\$741	111.8	1.0	55.6
BASF - InVigor	L241C	80	95	\$865	120.5	1.8	47.8	93	126	\$1,003	119.3	1.0	56.8
BASF - InVigor	L252	84	100	\$907	120.5	1.8	48.4	74	100	\$795	114.8	1.0	58.1
Pioneer	P501L	83	98	\$892	120.3	1.8	47.8	90	121	\$965	117.3	1.0	58.3
	LSD	5	5					16	22				
Roundup Ready													
BrettYoung	6076 CR	77	91	\$829	122.3	1.8	49.4	91	123	\$980	120.3	1.0	60.8
BrettYoung	6090 RR	73	86	\$781	123.0	2.3	49.9	91	123	\$981	122.5	1.0	62.3
Brevant	D3155C	80	95	\$863	120.5	2.0	49.1	97	132	\$1,048	121.3	1.0	63.9
CANTERRA SEEDS	CS2300	80	95	\$861	123.3	2.0	52.0	81	110	\$871	119.8	1.0	64.5
DEKALB	74-44 BL	75	89	\$806	119.5	2.5	44.4	67	90	\$716	114.5	1.0	54.0
DEKALB	75-42 CR	77	91	\$828	119.5	1.8	45.2	74	100	\$797	115.5	1.0	57.0
DEKALB	75-65 RR	78	92	\$835	119.0	2.0	45.2	66	90	\$712	114.3	1.0	58.8
Winfield United Canada	CP20R3C	75	89	\$811	123.0	2.0	50.8	90	122	\$967	123.3	1.0	59.6
Proven Seed/Nutrien Ag Solutions	PV 540 G	79	93	\$844	122.0	1.8	46.5	80	109	\$863	118.3	1.0	56.9
Nutrien Ag Solutions	PV 581 GC	82	97	\$877	121.8	1.0	50.4	92	125	\$990	120.5	1.0	61.8
Pioneer	45CM39	75	89	\$805	121.3	1.0	45.9	96	129	\$1,028	118.5	1.0	57.7
Pioneer	45H33	81	97	\$876	121.8	1.5	49.2	82	111	\$883	121.5	1.0	59.6
Pioneer	45M35	90	107	\$973	121.0	2.0	48.0	80	108	\$857	114.3	1.0	60.9
	LSD	6	7					11	15				
TruFlex													
CANTERRA SEEDS	CS2600 CR-T	78	93	\$841	120.5	2.5	45.6	90	122	\$971	120.0	1.0	57.3
BrettYoung	BY 6207TF	81	96	\$871	121.8	1.0	53.7	81	110	\$871	121.3	1.0	66.1
	LSD	9	11					31	42				
Clearfield													
Pioneer	46H75												
CANTERRA SEEDS	CS2500CL												
	LSD												
	CV	5.7						11.1					

2019 CPT SMALL PLOT DATA – Standard Trials

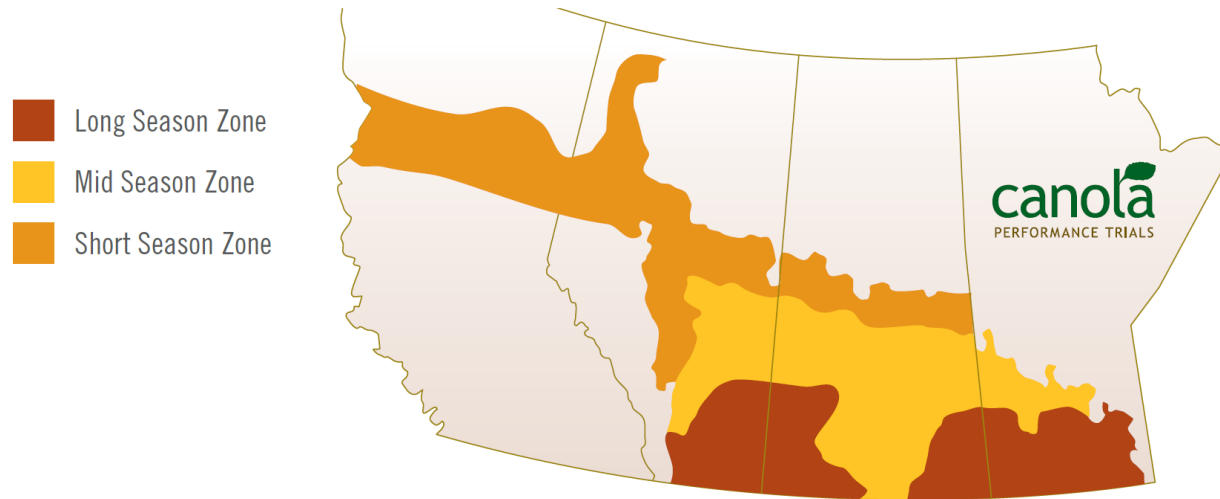
Season Zone Averages (Standard Trials)																		
Distributor	Variety	Disease Tolerance ¹	Long Season Zone (6 locations)				Mid Season Zone (8 locations)				Short Season Zone (5 locations)				Overall Average (19 locations)			
			Yield (bu/ac)	Yield (% L252)	Days to maturity	Height (In.)	Yield (bu/ac)	Yield (% L252)	Days to maturity	Height (In.)	Yield (bu/ac)	Yield (% L252)	Days to maturity	Height (In.)	Yield (bu/ac)	Yield (% L252)	Days to maturity	Height (In.)
LibertyLink																		
BASF - InVigor	L230	BL	48	90	91	47	64	94	104	52	65	92	109	47	59	92	101	49
BASF - InVigor	L241C	BL/CR	48	91	94	49	64	94	106	52	73	103	112	49	61	95	103	50
BASF - InVigor	L252	BL	53	100	95	48	68	100	106	53	70	100	112	48	64	100	104	50
Pioneer	P501L	BL/CR	48	92	93	48	62	92	105	53	72	101	110	48	60	94	102	50
	LSD		6	11			8	12			7	11		7	12			
Roundup Ready																		
BrettYoung	6076 CR	BL/CR/S	50	95	94	50	61	90	107	56	69	98	114	50	59	93	105	52
BrettYoung	6090 RR	BL/CR	52	98	95	51	60	87	107	57	69	98	114	51	60	94	105	53
Brevant	D3155C	BL/CR	50	95	94	50	60	88	106	56	71	100	112	50	60	93	104	53
CANTERRA SEEDS	CS2300	BL	52	99	97	51	59	87	109	57	68	96	115	51	59	93	106	53
DEKALB	74-44 BL	BL	46	89	91	43	53	78	104	50	64	90	111	43	54	85	102	46
DEKALB	75-42 CR	BL/CR	48	93	92	46	53	80	104	51	64	91	110	62	55	87	102	48
DEKALB	75-65 RR	BL	47	91	92	46	57	85	104	51	64	89	110	46	56	88	102	48
Winfield United Canada	CP20R3C	BL/CR	50	95	99	51	60	89	109	57	68	97	116	51	59	93	107	54
Proven Seed/Nutrien Ag Solutions	PV 540 G	BL	53	100	95	49	59	88	107	54	69	98	113	49	60	94	105	51
Nutrien Ag Solutions	PV 581 GC	BL/CR	51	98	95	49	60	88	107	56	71	100	114	49	60	94	105	52
Pioneer	45CM39	BL/CR	53	102	93	47	61	90	106	51	71	101	112	47	61	97	103	49
Pioneer	45H33	BL/CR	47	89	94	49	59	86	106	55	69	97	113	49	57	90	104	51
Pioneer	45M35		52	100	94	48	62	92	106	53	71	100	111	48	61	97	103	50
	LSD		6	11			7	11			8	11		7	11			
TruFlex																		
CANTERRA SEEDS	CS2600 CR-T	BL/CR	51	97	91	46	60	88	105	51	70	98	112	46	59	94	102	48
BrettYoung	BY 6207TF	BL/CR	49	93	100	51	63	92	111	58	68	97	116	51	60	94	109	54
	LSD		7	13			14	20			15	23		12	18			
Clearfield																		
Pioneer	46H75	BL	50	96	93	49												
CANTERRA SEEDS	CS2500CL	BL	46	88	90	48												
	LSD		7	14														

¹ Indicates genetic disease resistance with an "R" or resistant rating to BL = Blackleg, CR = Clubroot and improved tolerance to sclerotinia "S", as based on variety descriptions submitted to CFIA
 Note that variety 45M35 has an "MR" rating for blackleg.

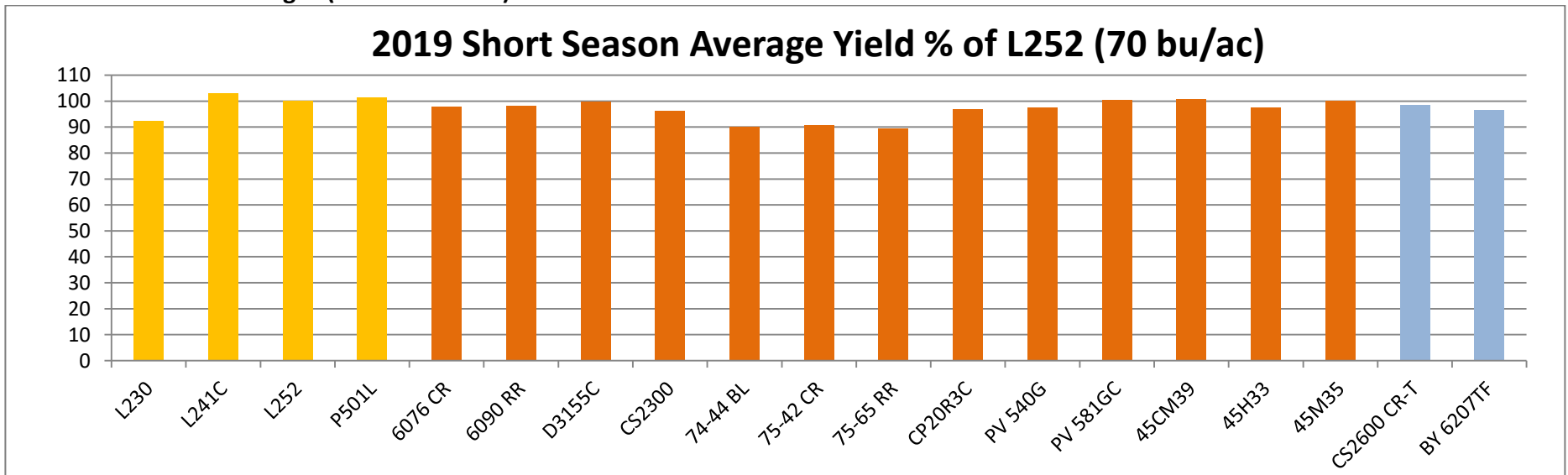
All Season Zone Averages (Standard Trials)



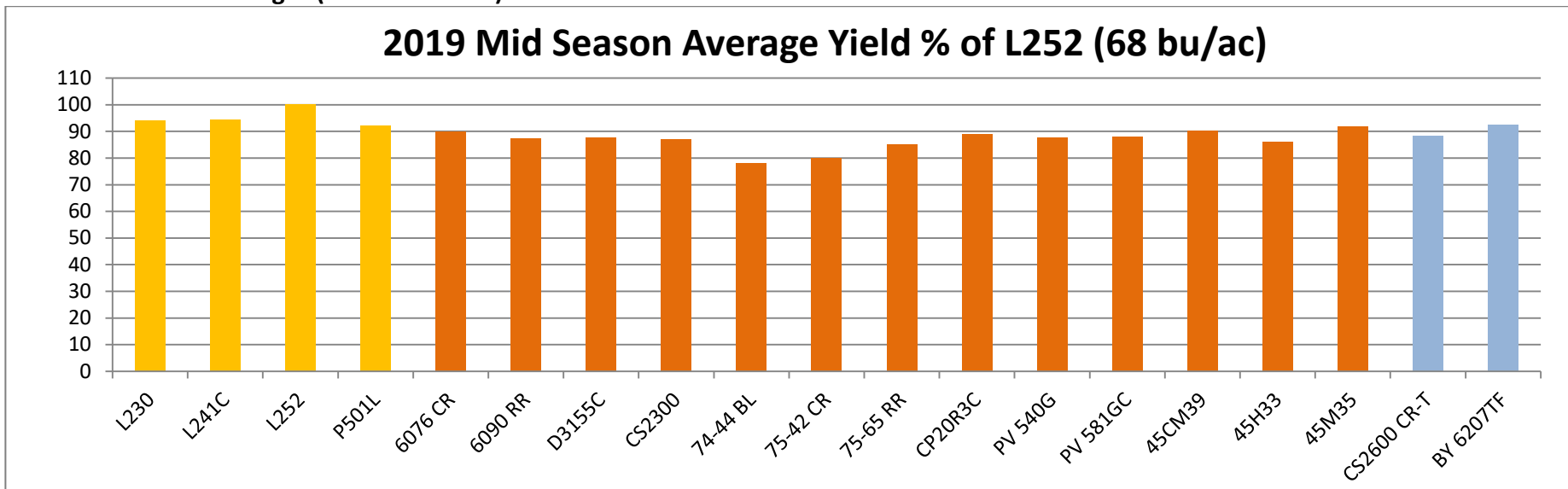
Small plot locations throughout Western Canada



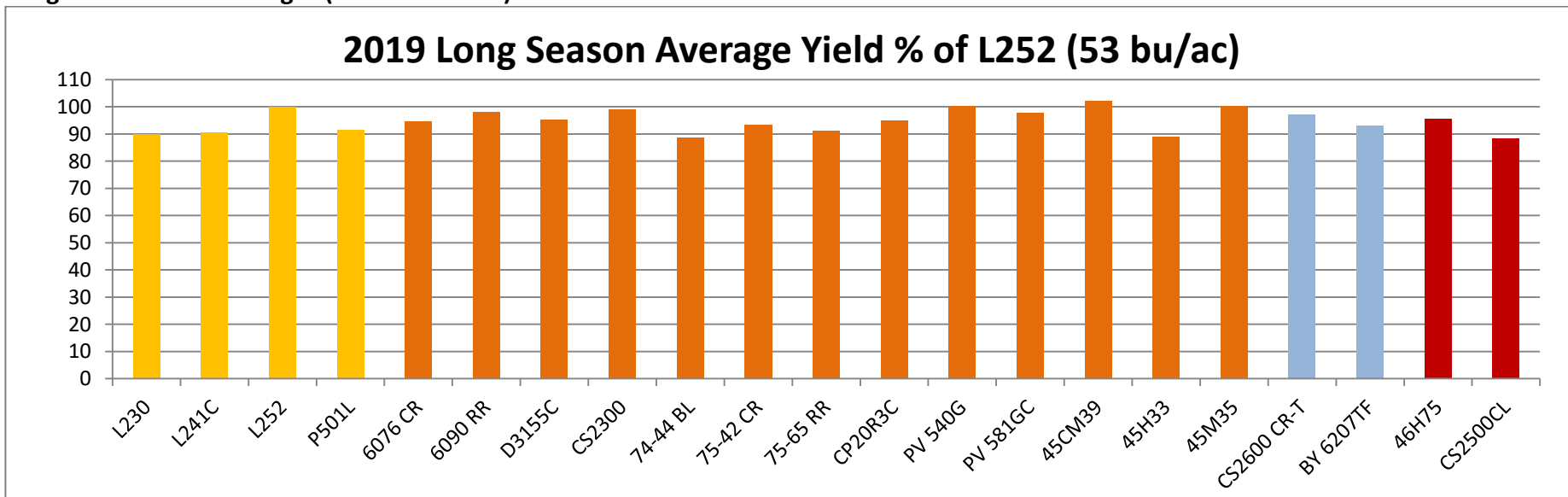
Short Season Zone Averages (Standard Trials)



Mid Season Zone Averages (Standard Trials)



Long Season Zone Averages (Standard Trials)



2019 CPT SMALL PLOT DATA – Straight Cut Trials

		Long Season Zone																		
		Elm Creek, MB						High Bluff, MB						Melita, MB						
Distributor	Variety	Yield (bu/ac)	Yield (% L233P)	Gross Revenue/ac	Days to maturity	Lodging	Height (In.)	Yield (bu/ac)	Yield (% L233P)	Gross Revenue/ac	Days to maturity	Lodging	Height (In.)	Yield (bu/ac)	Yield (% L233P)	Gross Revenue/ac	Days to maturity	Lodging	Height (In.)	
LibertyLink																				
BASF - InVigor	L233P	44	100	\$468	93.0	1.3	37.2	62	100	\$670	84.0	2.0	48.4	53	100	\$574	91.8	1.0	54.3	
BASF - InVigor	L234PC	42	97	\$455	87.0	1.0	38.3	59	95	\$633	84.5	2.0	49.4	54	100	\$577	92.3	2.0	54.6	
BASF - InVigor	L255PC	47	108	\$505	91.0	1.3	39.4	68	110	\$735	87.0	1.8	49.9	52	98	\$562	93.8	1.0	54.8	
	LSD	6	14					3	5					3	6					
Roundup Ready																				
DEKALB	75-65 RR	43	100	\$466	87.0	1.0	40.8	54	86	\$579	84.8	2.8	46.8	56	105	\$603	93.3	1.5	52.8	
Proven Seed/Nutrien Ag Solutions	PV 540 G	40	91	\$426	91.0	1.0	40.5	54	87	\$582	89.0	2.0	50.9	52	97	\$554	97.0	1.0	58.4	
Pioneer	45CM39	44	101	\$474	93.0	1.3	41.0	58	94	\$628	89.8	3.0	48.9	57	107	\$616	94.0	1.0	54.4	
Pioneer	45M35	44	101	\$470	92.5	1.3	41.7	63	101	\$679	87.0	3.0	48.9	54	101	\$582	94.5	1.3	57.3	
	LSD	6	13					3	5					2	4					
TruFlex																				
CANTERRA SEEDS	CS2600 CR-T	48	110	\$514	91.0	1.3	39.1	56	89	\$598	85.5	2.8	48.4	57	107	\$617	91.8	2.0	53.1	
	LSD																			
	CV	12.0						4.1						3.4						

2019 CPT SMALL PLOT DATA – Straight Cut Trials

		Long Season Zone											
		Redvers, SK						Lethbridge, AB					
Distributor	Variety	Yield (bu/ac)	Yield (% L233P)	Gross Revenue/ac	Days to maturity	Loeving	Height (In.)	Yield (bu/ac)	Yield (% L233P)	Gross Revenue/ac	Days to maturity	Loeving	Height (In.)
LibertyLink													
BASF - InVigor	L233P	50	100	\$539	96.5	2.1	43.0	67	100	\$716	101.3	1.0	55.3
BASF - InVigor	L234PC	50	100	\$540	97.8	1.8	43.9	66	100	\$713	101.8	1.0	52.8
BASF - InVigor	L255PC	51	102	\$552	97.8	2.3	42.4	63	95	\$682	102.8	1.0	53.8
	LSD	6	11					12	18				
Roundup Ready													
DEKALB	75-65 RR	47	94	\$507	96.5	1.6	44.4	64	96	\$684	100.0	1.0	53.0
Proven Seed/Nutrien Ag Solutions	PV 540 G	48	95	\$512	100.5	1.1	46.8	74	111	\$797	101.8	1.0	53.0
Pioneer	45CM39	54	107	\$578	100.3	1.6	47.1	70	104	\$748	101.3	1.0	54.0
Pioneer	45M35	51	101	\$544	99.5	1.3	47.2	72	108	\$775	102.0	1.0	53.3
	LSD	6	13					6	9				
TruFlex													
CANTERRA SEEDS	CS2600 CR-T	45	90	\$484	97.5	1.8	43.0	70	105	\$752	100.3	1.0	52.5
	LSD												
	CV	10.7						9.1					

2019 CPT SMALL PLOT DATA – Straight Cut Trials

		Mid Season Zone																	
		North Battleford, SK						Veregin, SK						Scott, SK					
Distributor	Variety	Yield (bu/ac)	Yield (% L233P)	Gross Revenue/ac	Days to maturity	Lodging	Height (In.)	Yield (bu/ac)	Yield (% L233P)	Gross Revenue/ac	Days to maturity	Lodging	Height (In.)	Yield (bu/ac)	Yield (% L233P)	Gross Revenue/ac	Days to maturity	Lodging	Height (In.)
LibertyLink																			
BASF - InVigor	L233P	60	100	\$646	99.0	1.0	46.8	72	100	\$773	94.8	2.0	49.2	49	100	\$524	99.0	1.0	49.6
BASF - InVigor	L234PC	57	94	\$608	99.3	1.0	45.8	71	98	\$759	95.3	2.0	50.4	47	96	\$505	97.5	1.0	48.1
BASF - InVigor	L255PC	59	98	\$633	102.5	1.0	47.8	74	103	\$794	97.5	2.0	51.6	49	99	\$521	102.8	1.0	48.0
	LSD	5	8					6	9					4	8				
Roundup Ready																			
DEKALB	75-65 RR	53	88	\$571	99.5	1.5	47.3	68	94	\$729	94.0	2.8	49.6	47	97	\$508	101.3	2.5	48.6
Proven Seed/Nutrien Ag Solutions	PV 540 G	53	89	\$573	103.3	1.3	47.3	70	98	\$755	99.0	1.8	51.4	52	107	\$562	107.3	1.3	49.3
Pioneer	45CM39	54	91	\$585	102.0	1.5	46.8	70	97	\$752	95.8	2.5	47.5	50	103	\$540	104.5	1.0	49.1
Pioneer	45M35	56	94	\$605	100.5	1.3	47.3	72	101	\$778	96.0	3.0	52.1	53	109	\$572	102.5	1.3	49.1
	LSD	5	8					5	7					3	7				
TruFlex																			
CANTERRA SEEDS	CS2600 CR-T	57	95	\$610	101.8	2.0	47.8	71	99	\$766	95.3	2.0	49.4	50	102	\$532	103.5	2.3	50.9
	LSD																		
	CV	5.4						4.1						6.6					

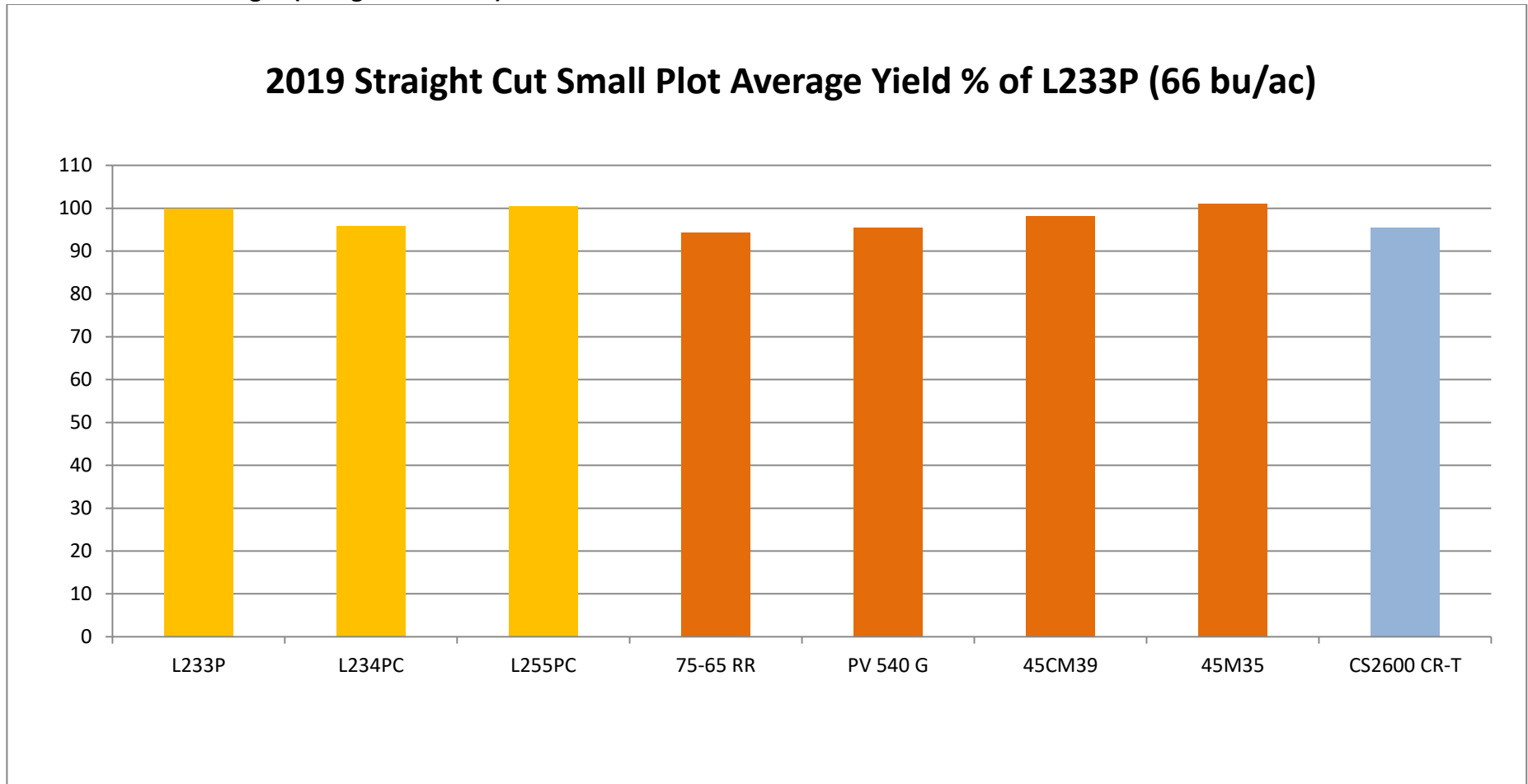
		Mid Season Zone											
		Josephburg, AB						Killam, AB					
Distributor	Variety	Yield (bu/ac)	Yield (% L233P)	Gross Revenue/ac	Days to maturity	Lodging	Height (In.)	Yield (bu/ac)	Yield (% L233P)	Gross Revenue/ac	Days to maturity	Lodging	Height (In.)
LibertyLink													
BASF - InVigor	L233P	105	100	\$1,134	111.3	2.3	58.5	81	100	\$869	120.8	1.3	48.0
BASF - InVigor	L234PC	90	86	\$971	111.3	2.3	57.5	75	93	\$804	120.5	1.5	47.0
BASF - InVigor	L255PC	107	101	\$1,149	113.0	2.0	58.2	76	94	\$814	121.0	1.5	45.4
	LSD	10	10					3	3				
Roundup Ready													
DEKALB	75-65 RR	82	78	\$885	112.0	2.8	56.4	79	98	\$854	119.3	2.0	45.5
Proven Seed/Nutrien Ag Solutions	PV 540 G	93	88	\$999	114.3	2.0	58.6	76	94	\$817	120.8	1.8	45.5
Pioneer	45CM39	85	80	\$909	112.5	2.0	56.3	78	97	\$839	121.0	1.5	46.2
Pioneer	45M35	98	93	\$1,051	113.0	1.8	56.5	83	103	\$893	121.0	1.5	47.2
	LSD	10	9					6	7				
TruFlex													
CANTERRA SEEDS	CS2600 CR-T	84	80	\$905	112.3	3.3	56.1	71	87	\$760	120.5	2.5	45.3
	LSD												
	CV	8.1						3.9					

		Short Season Zone											
		Falher, AB						Lacombe, AB					
Distributor	Variety	Yield (bu/ac)	Yield (% L233P)	Gross Revenue/ac	Days to maturity	Lodging	Height (In.)	Yield (bu/ac)	Yield (% L233P)	Gross Revenue/ac	Days to maturity	Lodging	Height (In.)
LibertyLink													
BASF - InVigor	L233P	81	100	\$869	120.8	1.3	48.0	69	100	\$742	112.3	2.0	60.7
BASF - InVigor	L234PC	75	93	\$804	120.5	1.5	47.0	68	99	\$735	113.0	2.0	59.2
BASF - InVigor	L255PC	76	94	\$814	121.0	1.5	45.4	71	103	\$767	115.8	1.3	58.1
	LSD	10	13					3	4				
Roundup Ready													
DEKALB	75-65 RR	79	98	\$854	119.3	2.0	45.5	67	97	\$722	114.3	3.0	60.2
Proven Seed/Nutrien Ag Solutions	PV 540 G	76	94	\$817	120.8	1.8	45.5	66	95	\$706	117.0	1.0	59.2
Pioneer	45CM39	78	97	\$839	121.0	1.5	46.2	68	99	\$733	114.8	2.0	57.1
Pioneer	45M35	83	103	\$893	121.0	1.5	47.2	69	99	\$737	115.8	2.3	59.7
	LSD	10	12					5	8				
TruFlex													
CANTERRA SEEDS	CS2600 CR-T	71	87	\$760	120.5	2.5	45.3	66	95	\$707	115.3	3.0	57.1
	LSD												
	CV	8.1						4.3					

Season Zone Averages (Straight Cut Trials)																		
Distributor	Variety	Disease Tolerance ¹	Long Season Zone (5 locations)				Mid Season Zone (5 locations)				Short Season Zone (2 locations)				Overall Average (12 locations)			
			Yield (bu/ac)	Yield (% L233P)	Days to maturity	Height (in.)	Yield (bu/ac)	Yield (% L233P)	Days to maturity	Height (in.)	Yield (bu/ac)	Yield (% L233P)	Days to maturity	Height (in.)	Yield (bu/ac)	Yield (% L233P)	Days to maturity	Height (in.)
LibertyLink																		
BASF - InVigor	L233P	BL	55	100	93	48	73	100	105	50	75	100	117	54	66	100	102	50
BASF - InVigor	L234PC	BL/CR	54	98	93	48	68	93	105	48	72	96	117	53	63	96	102	49
BASF - InVigor	L255PC	BL/CR	56	103	94	48	73	99	107	48	74	99	118	52	66	100	104	49
	LSD		6	11			6	7			7	9			6	9		
Roundup Ready																		
DEKALB	75-65 RR	BL	53	96	92	48	66	91	105	48	73	98	117	53	62	94	102	49
Proven Seed/Nutrien Ag Solutions	PV 540 G	BL	53	96	96	50	69	95	109	48	71	95	119	52	63	95	105	50
Pioneer	45CM39	BL/CR	57	103	96	49	67	94	107	47	73	98	118	52	64	98	104	49
Pioneer	45M35		57	102	95	50	73	100	107	49	76	101	118	53	67	101	104	50
	LSD		5	9			6	8			7	10			6	8		
TruFlex																		
CANTERRA SEEDS	CS2600 CR-T	BL/CR	55	100	93	47	66	92	107	48	68	91	118	51	62	96	103	48
	LSD																	

¹ Indicates genetic disease resistance with an "R" or resistant rating to BL = Blackleg, CR = Clubroot and improved tolerance to sclerotinia "S", as based on variety descriptions submitted to CFIA. Note that variety 45M35 has an "MR" rating for blackleg.

All Season Zone Averages (Straight Cut Trials)



Field scale trials are managed by growers using their typical production practices. Only data collected with weigh wagons is admissible for CPT. Trials are planted, swathed and harvested or straight cut and, when necessary, sprayed by growers using the respective herbicide systems according to established protocols. Individual plots range from 0.5 to 1.5 acres. When comparing average results between varieties, consider the number of field sites for each variety. Field scale trials occasionally produce data that is above or below the expected range. If agronomic observations cannot explain these outliers, then they are checked against the statistical limits of deviation established by the CPT Technical Committee. If the data falls outside the limits, it is removed. See the CPT standard and straight cut protocols for small plot and field scale trials at: canolaperformancetrials.ca/trial-protocol.

2019 Standard Field Scale Trial Yield Results (% of check, L252)				
Location	LibertyLink			
	L230	L241C	P501L	L252 (bu/ac)
Long Season Zone	94	89	93	100 (41.2)
Howden, MB	94	87	90	100 (48.4)
Magrath, AB	93	91	96	100 (34.0)
Mid Season Zone	94*	95	99	100 (54.8)
Dauphin, MB	88	83	101	100 (49.5)
Foam Lake, SK	91	94	97	100 (48.7)
Lake Lenore, SK	94	99	97	100 (65.0)
Lashburn, SK	102	102	102	100 (58.5)
Lumsden, SK	93	94	99	100 (53.8)
Minnedosa, MB	98	95	99	100 (58.3)
Preeceville, SK	101	101	105	100 (60.3)
Simpson, SK	84	92	92	100 (44.5)
Short Season Zone	97	96	111	100 (57.5)
Kinistino, SK	96	94	110	100 (51.9)
Shellbrook, SK	99	99	112	100 (63.2)
Total (all locations)	94**	94**	100	100 (53.8)

2019 Standard Field Scale Clubroot Trial Yield Results (% of L241C)		
Location	LibertyLink	
	P501L	L241C (bu/ac)
Mid Season Zone	99	100 (64.1)
Bruderheim, AB	97	100 (65.5)
Nisku, AB	101	100 (68.7)
Vermilion, AB	99	100 (58.0)
Short Season Zone	95	100 (53.8)
Nampa, AB	96	100 (49.6)
Rolla, BC	93	100 (58.0)
Total (all locations)	97	100 (60.0)

Note: No standard checks could have been used in standard field scale clubroot trials, therefore they are reported in a separate table.

2019 Straight Cut Field Scale Clubroot Trial Yield Results (% of L255PC)			
Location	Roundup Ready	LibertyLink	
	45CM39	L234PC	L255PC (bu/ac)
Mid Season Zone	92**	97	100 (68.5)
Bashaw, AB	93	97	100 (65.9)
Bruderheim, AB	91	98	100 (70.6)
Cut Knife, SK	89	93	100 (74.4)
Nisku, AB	93	101	100 (70.2)
Sturgeon County, AB	94	96	100 (72.5)
Vermilion, AB	93	97	100 (57.6)
Total (all locations)	92**	97	100 (68.5)

Note: No straight cut checks could have been used in straight cut field scale clubroot trials, therefore they are reported in a separate table.

*Indicates 95% confidence that the season zone average or the total average value for that variety is significantly different from the check variety (L252 or L233P or L255PC).
 **Indicates 99% confidence that the season zone average or the total average value for that variety is significantly different from the check variety (L252 or L233P or L255PC).

2019 Straight Cut Field Scale Trial Yield Results (% of L233P)				
Location	Roundup Ready	LibertyLink		
	45CM39	L234PC	L255PC (bu/ac)	L233P (bu/ac)
Long Season Zone	86*	92	99	100 (39.0)
Arcola, SK	67		101	100 (38.1)
Dunrea, MB	65		103	100 (46.0)
Estevan, SK	99		103	100 (41.5)
Foremost, AB	95	88	102	100 (15.6)
Howden, MB	102		100	100 (48.4)
Lafleche, SK	69		104	100 (35.3)
Magrath, AB	99	97	90	100 (34.6)
Oak Bluff, MB	92		99	100 (40.0)
Portage La Prairie, MB	88		96	100 (41.7)
Riverton, MB			95	100 (48.4)
Mid Season Zone	92**	95*	101	100 (54.2)
Balcarres, SK	99		102	100 (58.6)
Beiseker, AB	102	103	101	100 (61.9)
Bowsman, MB	73		103	100 (64.2)
Castor, AB	91	97	96	100 (55.2)
Cudworth, SK	97		102	100 (66.0)
Delia, AB	105	96	95	100 (42.9)
High River, AB	89	96	99	100 (33.8)
Humboldt, SK	89		96	100 (57.2)

2019 Straight Cut Field Scale Trial Yield Results (% of L233P)				
Location	Roundup Ready	LibertyLink		
	45CM39	L234PC	L255PC (bu/ac)	L233P (bu/ac)
Hyas, SK	88		97	100 (68.6)
Indian Head, SK	85		112	100 (39.5)
Kamsack, SK	86		95	100 (70.4)
Langenburg, SK	81		96	100 (64.4)
Lloydminster, SK	86	93	90	100 (66.0)
Lumsden, SK	97		108	100 (49.9)
Meota, SK	105	94	108	100 (59.5)
Mossleigh, AB	88	97	100	100 (40.7)
Nanton, AB	71	79	91	100 (43.2)
Petersfield, MB	96		103	100 (50.7)
Provost, AB	101	100	101	100 (49.2)
Regina, SK	97		103	100 (51.4)
Saskatoon, SK	113		111	100 (49.0)
Stornoway, SK	97		106	100 (52.7)
Trochu, AB	97	98	100	100 (68.3)
White City, SK	69			100 (49.2)
Wilcox, SK	89		103	100 (42.1)
Short Season Zone	101	103	106	100 (52.9)
Eggleham, AB	95	108		100 (51.9)
Meadow Lake, SK	107	98	106	100 (53.9)
Total (all locations)	91**	96	101	100 (50.0)

*Indicates 95% confidence that the season zone average or the total average value for that variety is significantly different from the check variety (L233P).

**Indicates 99% confidence that the season zone average or the total average value for that variety is significantly different from the check variety (L233P).

For more details and for interactive search and comparison tools on final CPT datasets since 2011, visit canolaperformancetrials.ca.